



PARTS CATALOG

BAR AND CHAIN SET

CS-350T(35)CHAIN&BAR



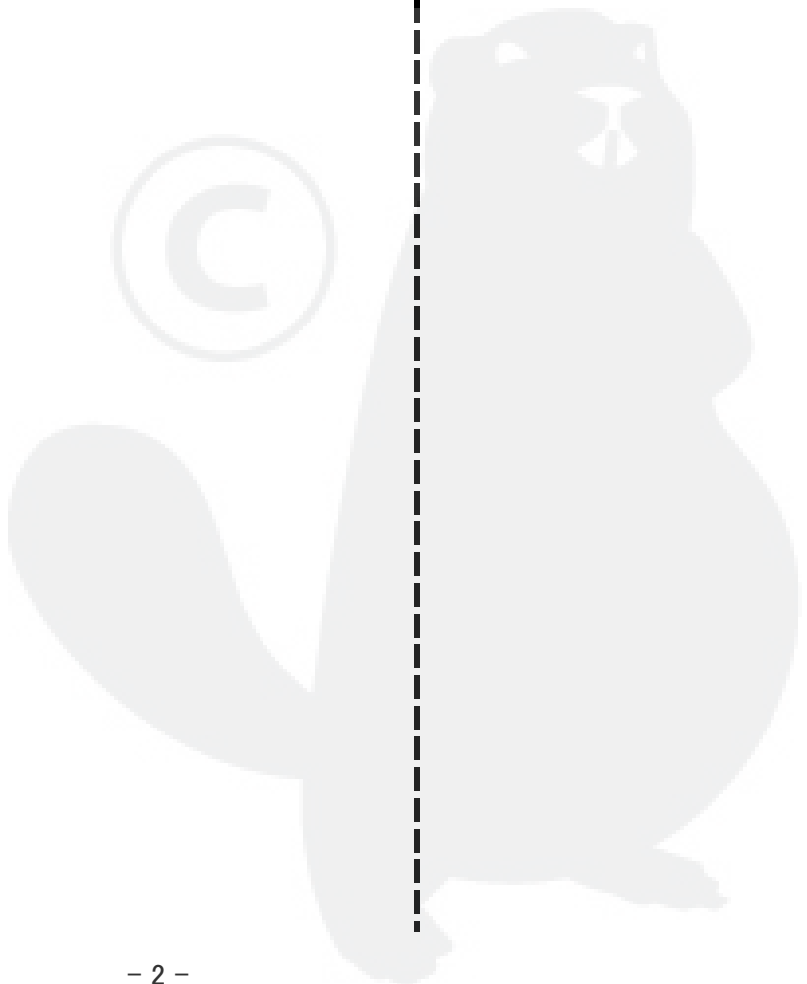

1. GUIDE BAR, CHAIN

GUIDE BAR		CHAIN	
1A	30RC50M-3/8	2A	91PX-47E
1B	35RC50M-3/8	2B	91PX-53E

KEY	LV	PART NUMBER	Q'TY	DESCRIPTION	REMARKS	NOTE1	NOTE2
1A		X122-000072	1	BAR,GUIDE 30	30RC50M-3/8 ECHO		
2A		X222-000140	1	CHAIN,SAW	91PX-47E		
1B		X123-000132	1	BAR,GUIDE 35	35RC50M-3/8 ECHO		
2B		X223-000130	1	CHAIN,SAW	91PX-53E		

Index



Patrs Number	Key No.	Patrs Number	Key No.	Patrs Number	Key No.
X122-000072	1 - 1A				
X123-000132	1 - 1B				
X222-000140	1 - 2A				
X223-000130	1 - 2B				



YAMABIKO CORPORATION

7-2 SUEHIROCHO 1-CHOME, OHME, TOKYO 198-8760, JAPAN
PHONE: 81-428-32-6118. FAX: 81-428-32-6145.

ECHO[®]



12Hb
No.