



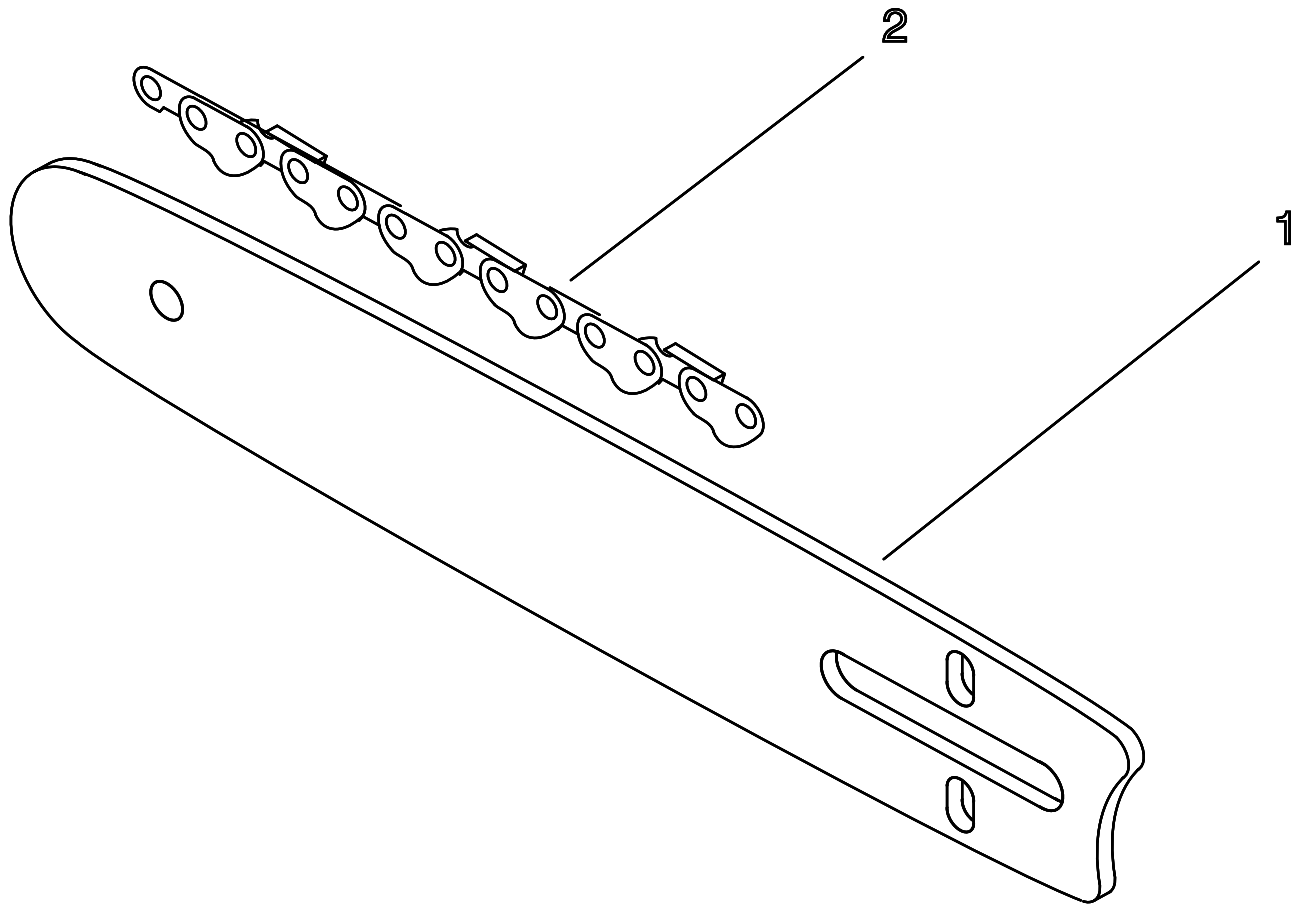
# **PARTS CATALOG**

## **BAR AND CHAIN SET**

### **CS-352ES(BAR&CHAIN)**



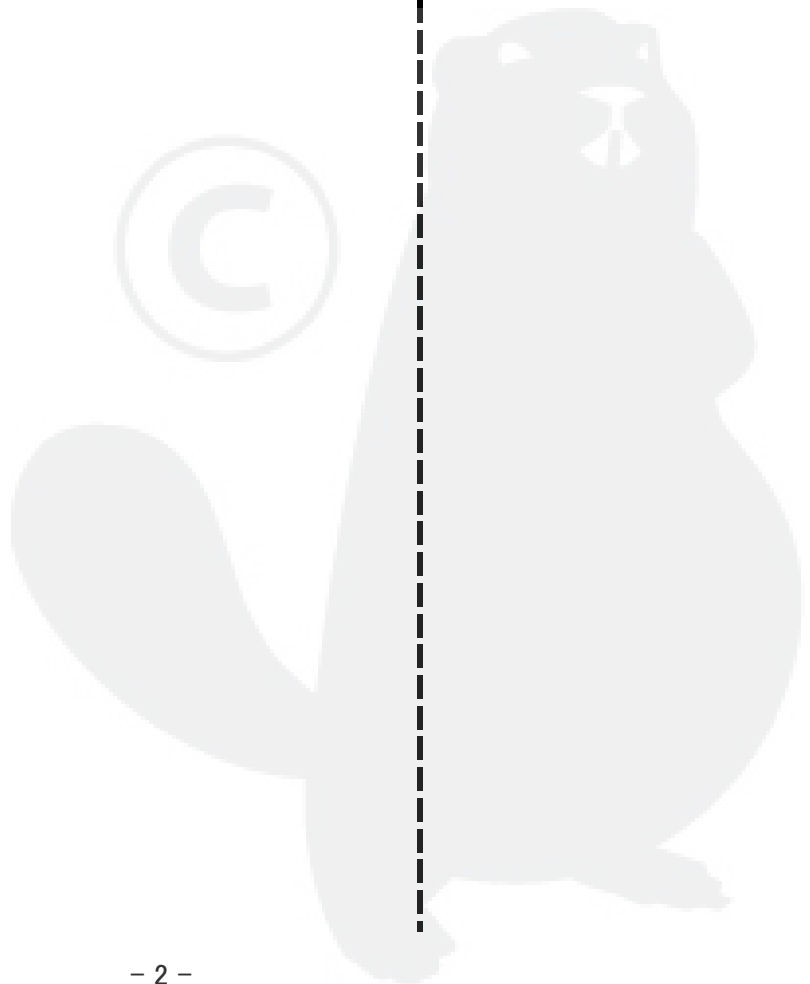

# 1. GUIDE BAR, CHAIN



KEY	LV	PART NUMBER	Q'TY	DESCRIPTION	REMARKS	NOTE1	NOTE2
1A		X122-000071	1	BAR,GUIDE30RC50M-3/8	30RC50M-3/8 ECHO		
2A		431010-39230	1	CHAIN, SAW 91VG-47E	91VG-47E 30C		
1B		X123-000131	1	BAR,GUIDE35RC50M-3/8	35RC50M-3/8		
2B		431019-39230	1	CHAIN, SAW 91VG-53E	91VG-53E 35C		
1C		X122-000180	1	BAR,GUIDE 30	30RC43S-3/8 ECHO		
2C		431010-60930	1	CHAIN, SAW	90SG-45E		
2C		431010-39931	1	CHAIN, SAW 91VX-47E	91VX-47E		
1D		X123-000230	1	BAR,GUIDE 35	35RC43S-3/8 ECHO		
2D		431019-39931	1	CHAIN,SAW	91VX-53E		

# Index



Patrs Number	Key No.	Patrs Number	Key No.	Patrs Number	Key No.
431010-39230	1 - 2A				
431010-39931	1 - 2C				
431010-60930	1 - 2C				
431019-39230	1 - 2B				
431019-39931	1 - 2D				
X122-000071	1 - 1A				
X122-000180	1 - 1C				
X123-000131	1 - 1B				
X123-000230	1 - 1D				



# YAMABIKO CORPORATION

7-2 SUEHIROCHO 1-CHOME, OHME, TOKYO 198-8760, JAPAN  
PHONE: 81-428-32-6118. FAX: 81-428-32-6145.

**ECHO**®



10lb  
No. 03-033