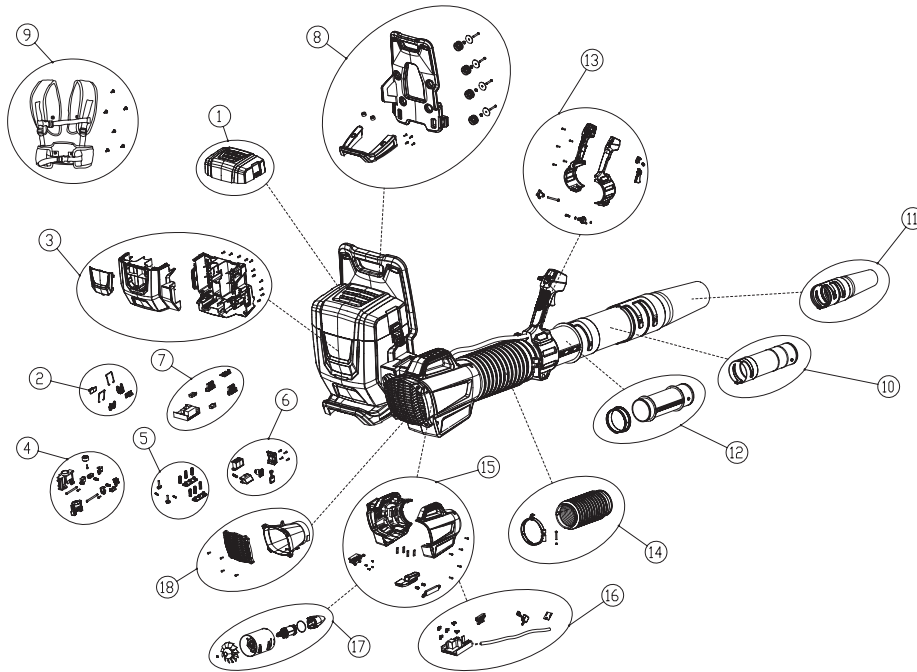
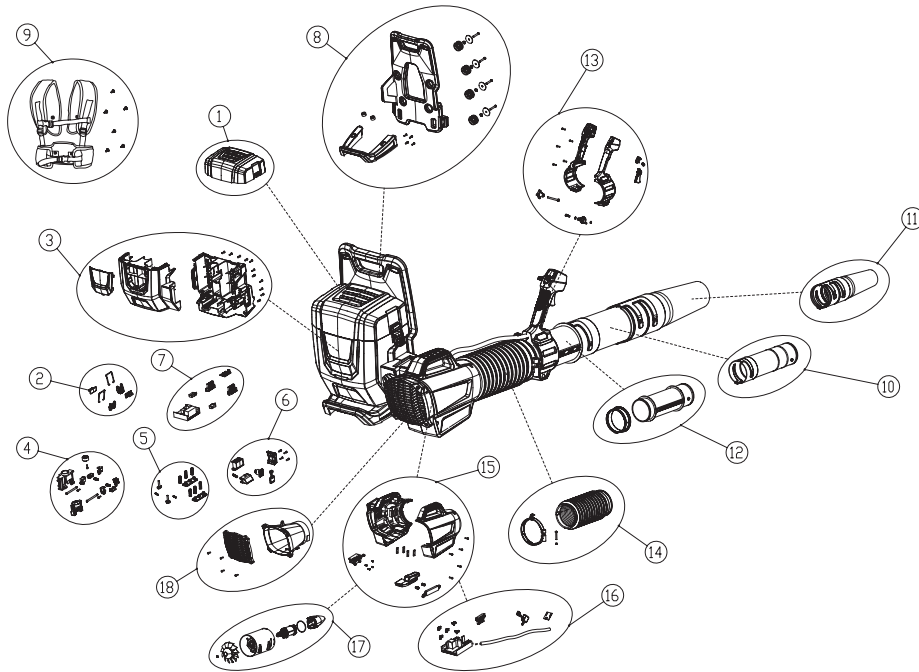


CRAMER Blower 82B1300 2400186



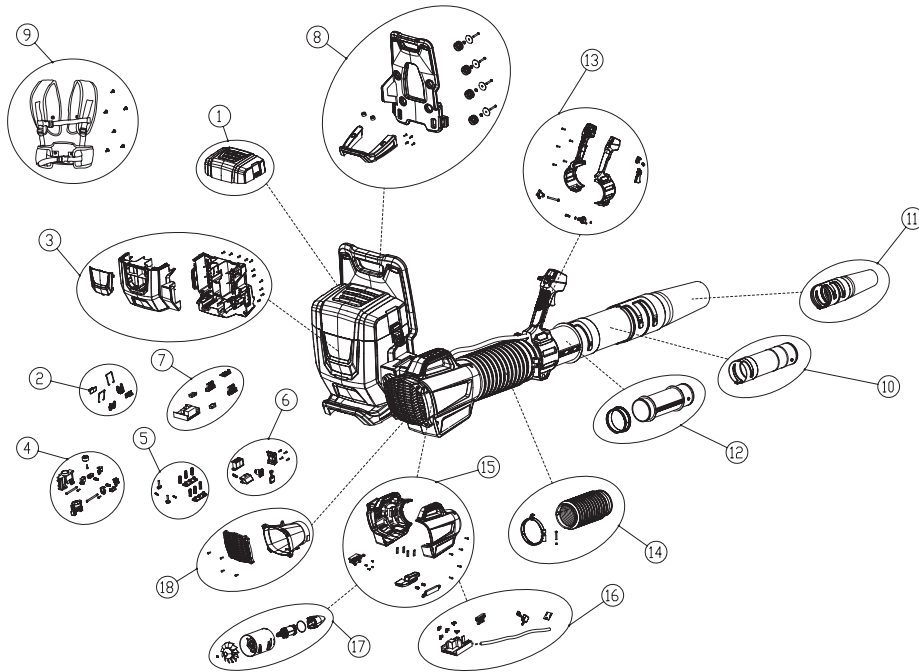
POSITION	PNC	DESCRIPTION	QTY	UOM
1	RA341061959A	Top cover	1	set
1-1		Top cover	1	pcs
2	RA311181959	Hasp assembly	1	set
2-1		Steel wire hook	2	pcs
2-2		Hasp bracket	2	pcs
2-3		Hasp	2	pcs
2-4		Bolt M3*30	2	pcs
2-5		Nnt M3	2	pcs
3	RA341021959A	Backpack housing assembly	1	set
3-1		Decorating cover	1	pcs
3-2		Front cover	1	pcs
3-3		Back cover	1	pcs
3-4		Screw ST4-0X20-F	11	pcs
4	RA311071959	Release button assembly	1	set
4-1		Self tapping Screw	2	pcs
4-2		Screw ST4-2*12-F	1	pcs
4-3		Cotter pin	2	pcs
4-4		Axis of rotation	2	pcs
4-5		Spring	2	pcs
4-6		Press Spring	1	pcs
4-7		Button bracket	1	pcs
4-8		Small housing1	2	pcs
4-9		Small housing2	2	pcs
4-10		Stop block	1	pcs
4-11		Release button	1	pcs
4-12		Tongue	2	pcs
5	RA341071959	Clampingsupport assembly	1	set
5-1		Press Spring	6	pcs
5-2		Hasp spring	2	pcs
5-3		Spring base	2	pcs
5-4		Safety pin	2	pcs
6	RA311171959	Output assembly	1	set

CRAMER Blower 82B1300 2400186



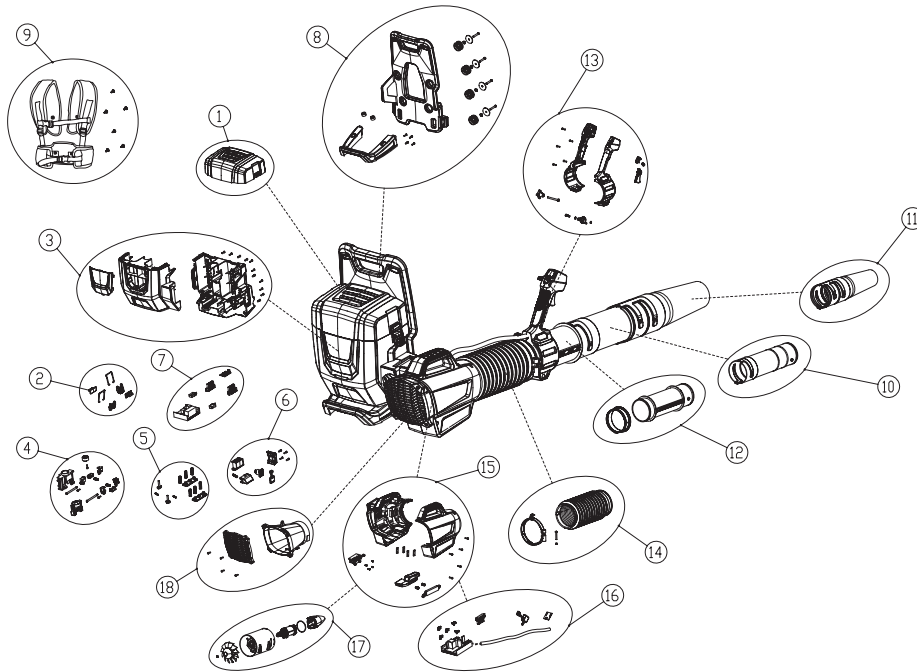
POSITION	PNC	DESCRIPTION	QTY	UOM
6-1		Screw ST3*12-C	4	pcs
6-2		Trigger spring	1	pcs
6-3		Female plug cover	1	pcs
6-4		Water-proof cover	1	pcs
6-5		PCB Clampingsupport	1	pcs
6-6		Water-proof cap	1	pcs
6-7		Female connector	1	pcs
7	RA362031959	Transducer board assembly	1	set
7-1		80V battery bag control board	1	pcs
7-2		Transducer board wire	2	pcs
7-3		Insert holder	2	pcs
7-4		Micro Switch	2	pcs
8	RA341031959	Backboard assembly	1	set
8-1		Bolt	4	pcs
8-2		Nut M6	4	pcs
8-3		Screw ST4-2*25-F	4	pcs
8-4		Backboard	1	pcs
8-5		Base	1	pcs
8-6		Gasket	4	pcs
8-7		Rubber ring	4	pcs
8-8		Shock-absorbing sponge	2	pcs
9	RA349011959A	Belt assembly	1	set
9-1		Screw	6	pcs
9-2		Belt	1	pcs
9-3		Bolt M6*20	2	pcs
9-4		Nut M6	2	pcs
10	RA341341959	Draft tube	1	set
10-1		Draft tube	1	pcs
11	RA341281959	Bottom tube	1	set
11-1		Bottom tube	1	pcs
12	RA341291959	Adjustment tube assembly	1	set
12-1		Top tube	1	pcs

CRAMER Blower 82B1300 2400186



POSITION	PNC	DESCRIPTION	QTY	UOM
12-2		Connect tube	1	pcs
13	RA341301959A	Handle assembly	1	set
13-1		Auxiliary Handle button	1	pcs
13-2		spring	1	pcs
13-3		Screw ST4*16	1	pcs
13-4		Nut M5	1	pcs
13-5		Screw M5X20	1	pcs
13-6		Spring washer	1	pcs
13-7		Flat washer5	2	pcs
13-8		Auxiliary Handle bolt	1	pcs
13-9		Button	1	pcs
13-10		Switch trigger	1	pcs
13-11		Left handle	1	pcs
13-12		Right handle	1	pcs
13-13		Button	1	pcs
14	RA341261959	Soft tube assembly	1	set
14-1		Screw M5*35	1	pcs
14-2		Nut M5	1	pcs
14-3		Soft tube	1	pcs
14-4		Hoop	1	pcs
15	RA341181959A	Blower housing assembly	1	set
15-1		Left housing	1	pcs
15-2		Right housing	1	pcs
15-3		Release button	1	pcs
15-4		Insert holder	1	pcs
15-6		Screw ST4-0X20-F	14	pcs
15-7		Screw ST3*12-C	4	pcs
15-8		Spring	2	pcs
15-9		Release button press board	1	pcs
16	RA362011959	Motor control board assembly	1	set
16-1		82V Backpack Blower driver	1	pcs
16-2		Wire assembly	1	pcs

CRAMER Blower 82B1300 2400186



POSITION	PNC	DESCRIPTION	QTY	UOM
16-3		Speed-control switch	1	pcs
16-4		Housing Insert holder	1	pcs
16-5		Wire (black)	24	cm
16-6		Wire (red)	24	cm
16-7		Wire (18AWG,blue)	24	cm
17	RA361002246	Motor assembly	1	set
17-1		Motor	1	pcs
17-2		Fan	1	pcs
17-3		Duct	1	pcs
17-4		Deflection cone	1	pcs
17-5		O ring	1	pcs
17-6		Nut M5	1	pcs
17-7		Flat washer	1	pcs
17-8		Screw and locking right assembly	3	pcs
18	RA341161959A	Air intake cover assembly	1	set
18-1		Air intake cover	1	pcs
18-2		Air intake cover	1	pcs
18-3		Screw ST4-0X20-F	4	pcs

