

OREC

ISSUED NO. FL500BC-4

Parts catalogue

FLEX MOWER

(EXPORT MODEL)

FL500BC(2Action)

MODEL	CODE
FL500BC	0214-△△△△△

CONTENTS

Fig. 1 HANDLE & ROTARY COVER -----	1
Fig. 2 TRANSMISSION CASE -----	5
Fig. 3 FRAME -----	9
Fig. 4 WHEEL -----	15

OREC CO.,LTD

Update: May 2016

Fig.1 Handle & Rotary Cover



FIG.1 HANDLE & ROTARY COVER

Ref.	Parts No.	Parts Name	(2Action)	Remarks
			FL500BC	
			GXV160	
1	0214-10100	Handle	1	
2	83-1035-411-00	Grip (21.7)	2	
3	0214-10200	Blade Lever	1	
4	89-2521-000080	E Type Ring 8	2	
5	80-1020-262-00	Control Lever Shaft	2	
6	89-1711-120002	Flat Washer 12	1	
7	80-1020-263-00	Control Lever Shaft Spring	2	
8	80-1020-264-00	Control Washer	1	
9	80-1020-265-00	Throttle Lever (H)	1	
10	80-1022-260-00	Driving Change Lever	1	
11	80-1020-270-00	Inner Collar	1	
12	89-1232-080302	Mini Hexagonal Bolt (SW) M8*30	1	
13	80-1035-260-10	Change Lever	1	
14	80-1515-262-00	Arm Grip (Black)	1	
15	83-1020-355-00	Thrust Washer 12*24*1.0	1	
16	80-1035-261-00	Collar 10A-L8	1	
17	89-1711-080002	Flat Washer 8	1	
18	89-1232-080162	Mini Hexagonal Bolt (SW) M8*16	1	
19	80-1035-241-20	Driving Lever	1	
20	80-1035-231-00	Control Cover	1	
21	89-1137-060152	Hexagonal Bolt (PW) M6*15	2	
22	0013-10300	Handle Fixing Washer	1	
24	0214-71200	Blade Spring	2	
25	83-1035-945-00	Blade Wire	1	*6
	83-1035-945-10	Blade Wire (SUS)	1	*1) *7)
26	89-2181-060162	Flat Head Pin 6*16	3	
27	89-2120-200152	Split Pin 2*15	3	
28	83-1022-955-10	Throttle Wire (H)	1	*6
	83-1022-955-20	Throttle Wire (H) (SUS)	1	*1) *7)
29	80-1020-967-00	Driving Change Spring	1	
30	83-1035-937-00	Differential Lock Wire	1	*6
	83-1035-937-10	Differential Lock Wire (SUS)	1	*1) *7)
31	80-1035-162-00	Differential Lock Return Spring	1	
32	83-1035-936-00	Change Wire	1	
33	89-2181-060162	Flat Head Pin 6*16	1	
34	89-2131-060002	Snap Pin 6	1	
35	83-1035-932-00	Driving Wire	1	*6
	83-1035-932-10	Driving Wire (SUS)	1	*1) *7)
36	0214-60100	Rotary Cover	1	
41	80-1035-783-00	Rear Flapper Holder	1	
42	80-1035-785-00	Rear Flapper	1	
43	80-1035-784-00	Rear Flapper Holder Spring	1	
44	83-1035-786-00	Rear Flapper Shaft	1	
45	80-1035-986-00	Grip Stopper 5	2	
46	89-1113-060162	Hexagonal Bolt (8T) M6*16	2	
47	89-1750-060002	Spring Washer 6	2	
53	80-1035-737-00	Flapper Shaft Receiver	2	
54	89-1137-060152	Hexagonal Bolt (PW) M6*15	2	
55	89-1233-080162	Mini Hexagonal Bolt (PWSW) M8*16	6	
56	0214-71400	Knife Label	1	
57	0214-71500	Driving Label	1	

Fig.1 Handle & Rotary Cover




FIG.1 HANDLE & ROTARY COVER

Ref.	Parts No.	Parts Name	(2Action)	Remarks
			FL500BC	
			GXV160	
58	80-1020-913-20	Throttle Label (H)	1	
59	80-1417-906-10	Label, Differential Lock	1	
60	80-1035-912-10	Change Label	1	
62	80-1488-926-10	Label, Caution for Knife	2	
63	80-1035-906-00	Label Main (Small)	1	
64	89-1852-120000	Belleville Spring H12	1	
65	0018-70400	Handle Fixing Bolt	1	
66	0018-70500	Handle Fixing Lever	1	
67	83-1210-425-00	Lever Grip 10	1	
68	89-1113-060302	Hexagonal Bolt (8T) M6*30	1	
69	89-1551-060002	Hexagonal U Nut M6	1	
70	0214-60300	Front Cover CMP	1	
71	0214-60200	Front Flapper CMP	1	
72	80-1020-262-00	Control Lever Shaft	1	
73	89-1711-120002	Flat Washer 12	1	
74	0214-10300	Lock Lever	1	
75	83-1260-423-00	Grip Rubber	1	
76	0214-71300	Spring for Lock Lever Return	1	
77	89-1812-080002	Toothed washer (inside) 8	1	
78	89-1159-080122	Truss Mini Screw M8*12	1	

M E M O

The Parts of Transmission Case ASSY(80-1035-100-10) are 1-59. 64-72.

Remark 1 : Supplied Parts 0266-00100, 0266-00200, 89-6512-025030 (1 set).
Set code is **0266-01000**

***1) Interchangeable**

***2) Serial Number : ~XP11L000296**

***3) Serial Number : XP11M00297~**

***4) Serial Number : ~XP15D00165**

***5) Serial Number : XP15H00207~**

***6) Serial Number : ~XP16A00172**

***7) Serial Number : XP16A00173~**

Fig.2 Transmission Case



FIG.2 TRANSMISSION CASE

Ref.	Parts No.	Parts Name	(2Action)	Remarks
			FL500BC	
			GXV160	
1-59. 64-72	80-1035-100-10	Transmission Case Assy	1	
1	80-1035-101-00	Transmission Case (Down)	1	
2	80-1035-103-00	Transmission Case (Upper)	1	
3	89-3115-060004	Bearing 6000 2RS	1	
4	89-1711-100002	Flat Washer 10*18*1.6	1	
5	89-3111-062004	Bearing 6200	1	
6	83-1020-351-00	Thrust Washer 10*18*1.0	1	
7	80-1035-117-00	Pinion Bebel 13T	1	
8	80-1035-122-00	B Shaft	1	
9	89-2150-040100	Key 4*10 (round)	1	
10	80-1035-116-00	Bebel 35T	1	
11	80-1035-112-00	Shift Key	1	
12	80-1035-114-00	Shift Key Spring	1	
13	80-1035-111-00	Shift Collar	1	
14	80-1035-126-00	B Shaft Gear 28T	1	
15	80-1035-125-00	B Shaft Gear 22T	1	
16	80-1035-124-00	B Shaft Gear 16T	1	
17	80-1035-127-00	Thrust Washer 12*21*1.0	4	
18	80-1035-129-00	B Shaft N Collar	1	
19-2	80-1035-128-10	B Shaft Sprocket 15T	1	*2)
	0266-00100	B Shaft Sprocket 12T	1	*3)
21	83-1020-351-00	Thrust Washer 10*18*1.0	2	
22	80-1035-171-00	Bush 10	2	
23	89-6512-015040	Chain #15H-40L	1	*2), Remark 1
	89-6512-025030	Chain #25H-30L	1	*3)
24	80-1035-151-00	Differential Case	1	
24a	89-3510-012150	DU Bush 12.15	2	
25	80-1035-154-00	Bevel Gear (Right Output) 14T	2	
26	80-1035-153-00	Differential Bevel Gear 14T	2	
27	80-1035-157-00	Differential Shaft	1	
28	83-1020-355-00	Thrust Washer 12*24*1.0	3	
34	80-1035-147-00	Drive Shaft (R)	1	
35	89-2511-000100	Snap Ring (S10)	2	
36	80-1035-133-00	Differential Case Gear 24T	1	
37	80-1035-132-00	Differential Case Gear 30T	1	
38	80-1035-131-00	Differential Case Gear 36T	1	
39	80-1035-138-00	Differential Case Sprocket 30T	1	*2)
	0266-00200	Differential Case Sprocket 22T	1	*3)
40	83-1783-376-00	Thrust Washer 25*34*1.0	2	
41	80-1035-139-00	Differential Case Collar	1	
43	83-1020-355-00	Thrust Washer 12*24*1.0	2	
44	80-1035-172-00	Bush 12	2	
45	89-5130-122204	Oil Seal KE 12.22.4	2	
46	80-1035-108-00	Shift Folk	1	
47	89-2521-000080	E Type Ring 8	1	
48	80-1035-160-00	Notch Ball Spring	1	
49	89-3410-050000	Steel Ball 5.0	1	
50	80-1035-110-00	Notch Plate	1	
51	80-1035-113-00	Clutch Folk	1	
52	89-5221-010000	O Ring P10	2	
53	80-1035-193-00	Shift Arm	1	

Fig.2 Transmission Case




FIG.2 TRANSMISSION CASE

Ref.	Parts No.	Parts Name	(2Action)	Remarks
			FL500BC	
			GXV160	
54	80-1035-192-00	Differential Clutch Arm	1	
55	89-1541-080002	Hexagonal Nut (SW) M8	2	
56	83-1035-148-00	Tapping Bolt M6*18	7	
57	80-1035-191-00	Differential Lock Wire Setting	1	
58	89-1111-060252	Hexagonal Bolt M6*25	2	
59	89-1541-060002	Hexagonal Nut (SW) M6	2	
60	89-2150-030180	Key 3*18 (round)	1	
61	80-1035-586-00	Trasmission Pulley A	1	
62	89-1711-100002	Flat Washer 10*18*1.6	1	
63	89-1543-100002	Mini Hexagonal Nut (SW) M10	1	
64	80-1035-158-00	Differential Lock Collar	1	
65	83-1830-368-00	Thrust Washer 18*26*1.0	1	
66	80-1035-152-10	Differential Case Cap	1	
67	83-1035-144-00	Hexagonal Bolt M5*16	2	
68	89-2511-000120	Snap Ring (S12)	2	
69	80-1035-143-10	Differential Lock Men	1	
70	80-1035-146-10	Drive Shaft (L)	1	
71	89-1713-060002	Flat Washer 6 (large)	1	
72	83-1020-148-00	Tapping Bolt M6*14	1	

M E M O

The Parts of Transmission Case ASSY(80-1035-100-10) are 1-59. 64-72.

Remark 1 : Supplied Parts 0266-00100, 0266-00200, 89-6512-025030 (1 set).

Set code is **0266-01000**

***1) Interchangeable**

***2) Serial Number : ~XP11L000296**

***3) Serial Number : XP11M00297~**

***4) Serial Number : ~XP15D00165**

***5) Serial Number : XP15H00207~**

***6) Serial Number : ~XP16A00172**

***7) Serial Number : XP16A00173~**

Fig.3 Frame



FIG.3 FRAME

Ref.	Parts No.	Parts Name	(2Action)	Remarks
			FL500BC	
			GXV160	
1	0214-20110	Frame	1	
2	89-1750-080002	Spring Washer 8	4	
3	83-1482-116-00	Hexagonal Bolt UNF5/16-24*25	4	
4	89-2160-040160	Woodruff Key 4*16*6.5	1	
5	80-1035-581-00	Engine Pulley AB (H)	1	
7	83-1035-323-00	Washer 10*30*3.2	1	
8	89-1750-100002	Spring Washer 10	1	
9	89-1254-100252	Flange Mini Hexagonal Bolt M10*25 P=1.25	1	
10	80-1035-582-00	Engine Driving Belt Holder A (H)	1	
12	83-1020-148-00	Tapping Bolt M6*14	2	
13	0214-60400	Rear Cover CMP	1	
14	89-1131-060122	Hexagonal Bolt (PW) M6*12	2	*4)
	89-1136-060182	Hexagonal Bolt (PWSW) M6*18	2	*5)
15	80-1035-583-00	Transmission Pulley Belt Holder A	1	
16	89-1233-080162	Mini Hexagonal Bolt (PWSW) M8*16	1	
17	80-1035-100-10	Transmission Case Assy	1	
18	89-2511-000120	Snap Ring (S12)	2	
19	89-2150-030180	Key 3*18 (round)	1	
20	80-1035-586-00	Trasmission Pulley A	1	
21	89-1711-100002	Flat Washer 10*18*1.6	1	
22	89-1543-100002	Mini Hexagonal Nut (SW) M10	1	
23	83-1482-143-00	Tapping Bolt M8*25	1	
24	0214-72800	V Belt SA-26 (W600)	1	
27	89-1541-060002	Hexagonal Nut (SW) M6	4	
28	89-1113-060162	Hexagonal Bolt (8T) M6*16	4	
30	80-1035-585-00	Blade Tension Arm CMP	1	
30-36	0214-41200	Blade Tension Arm Assy	1	
31	89-3511-015150	DU Bush 15.15.23F	1	
32	89-3510-015150	DU Bush 15.15	1	
33-35	83-1032-760-00	Tension Pulley Assy	1	
33	89-3115-062034	Bearing 6203 2RS	1	
34	83-1032-765-00	Tension Pulley	1	
35	89-2512-000400	Snap Ring (R40)	1	
36	89-2511-000170	Snap Ring (S17)	1	
37	89-1750-100002	Spring Washer 10	3	
38	89-1113-060252	Hexagonal Bolt (8T) M6*25	1	
39	89-1511-060042	Hexagonal Nut M6	1	
40	80-1035-546-00	Spring 30	1	
41	0214-40800	Blade Brake	1	
42	89-2521-000122	E Type Ring 12	1	
43	80-1035-373-00	Blade Brake Spring	1	
44-50	80-1035-580-00	Tension Pulley Assy	1	
44	80-1035-584-10	Driving Tension Arm	1	
45	89-3510-012100	DU Bush 12.10	1	
46	89-3511-012150	DU Bush 12.15.20F	1	
47	89-2512-000280	Snap Ring (R28)	1	
48	89-3115-060014	Bearing 6001 2RS	1	
49	0208-42100	Tension Pulley	1	
50	89-2511-000120	Snap Ring (S12)	1	
51	83-1751-311-00	Flat Washer 8*25*2.3	4	
52	80-1035-552-00	Spring 26	1	

Fig.3 Frame



FIG.3 FRAME

Ref.	Parts No.	Parts Name	(2Action)	Remarks
			FL500BC	
			GXV160	
53	83-1020-355-00	Thrust Washer 12*24*1.0	1	
54	89-2511-000120	Snap Ring (S12)	1	
55	89-6123-003203	V Belt LB-32 (SG1000)	1	
56	80-1035-601-10	Blade Shaft Case	1	
57	89-3115-062054	Bearing 6205 2RS	2	
58	83-1415-662-00	Oil Seal AP 35.55.8	1	
	0297-08000	Oil Seal 35.55.16 (with DP)	1	*1)
59	80-1035-641-10	Blade Shaft	1	
60	89-1232-080202	Mini Hexagonal Bolt (SW) M8*20	4	
61	89-2151-050200	Key 5*20 (half round)	1	
62	80-1035-587-00	Knife Pulley B	1	
63	83-1415-312-00	Washer 8*30*3.2	1	
64	89-1750-080002	Spring Washer 8	1	
65	89-1253-080202	Flange Mini Hexagonal Bolt (8T) M8*20	1	
66	80-1035-813-00	Knife Shaft Collar	1	
67	80-1035-833-10	Knife Bracket	1	
68	80-1035-836-00	Knife Neck Guard	1	
70	0214-50200	Flange Bolt(Slender) M10*25 P1.25(Mec)	1	
72	0214-70710	Blade (FL500BC)	1	
73	0214-50200	Flange Bolt(Slender) M10*25 P1.25(Mec)	2	
74	80-1035-502-10	Front Bonnet	1	
75	89-1133-060152	Hexagonal Bolt (PWSW) M6*15	2	
76	80-1035-149-00	Drive Shaft Joint	2	
77	89-1711-080002	Flat Washer 8	1	
78	80-1035-988-00	Spacer Rubber	1	
79	80-1035-751-00	Rear Guard	1	
80	80-1035-752-00	Rear Guard Flapper	1	
81	80-1035-753-00	Rear Guard Flapper Holder	1	
82	89-1137-060152	Hexagonal Bolt (PW) M6*15	3	
83	89-1581-060042	Flange Cap Nut M6	3	
84	89-1711-060002	Flat Washer 6	2	*4)
85	89-1132-060162	Hexagonal Bolt (SW) M6*16	2	*4)
	89-1136-060182	Hexagonal Bolt (PWSW) M6*18	2	*5)
86	80-1751-591-00	Rubber	2	
87	80-1035-905-00	Main Label (Large)	1	
88	83-1260-908-10	Attention Mark for Reversing	1	
89	83-1415-912-00	Label, Caution for Hitting Object	1	
90	Not for Sele	Label, Serial No.	1	
91	83-1415-913-00	Label, Protection for Eyes	1	
92	0214-70800	Label (FL500BC)	1	
93	0223-76100	Label, Caution (Large)	1	
94	80-1035-917-00	Label Cutting Height Adjusting	1	
95	80-1035-921-00	Label, Belt (Size)	1	
96	80-1488-928-10	Label, Caution for Belt Involving	1	
97	0214-72100	Label, Caution for Engine etc	1	
98	80-1035-341-10	Rear Wheel Arm Receiver (L)	1	
99	80-1035-342-00	Rear Wheel Arm Receiver (R)	1	
100	89-3511-025100	DU Bush 25.10.36F	2	
101	89-3510-025120	DU Bush 25.12	2	
102	83-1415-975-00	Grease Nipple M6	2	
105	80-1020-933-00	Label, Noise 98db	1	

Fig.3 Frame



FIG.3 FRAME

Ref.	Parts No.	Parts Name	(2Action)	Remarks
			FL500BC	
			GXV160	
106	80-1010-933-00	Label, CE	1	
107	0215-83200	Label, Protection Equipment	1	
108	0223-72910	Attention Mark for Slope	1	
109	0215-81500	Label Grease	2	
110	0266-20100	Wire Guard CMP	1	*5)

M E M O

The Parts of Transmission Case ASSY(80-1035-100-10) are 1-59. 64-72.

Remark 1 : Supplied Parts 0266-00100, 0266-00200, 89-6512-025030 (1 set).
Set code is **0266-01000**

- *1) Interchangeable
- *2) Serial Number : ~XP11L000296
- *3) Serial Number : XP11M00297~
- *4) Serial Number : ~XP15D00165
- *5) Serial Number : XP15H00207~
- *6) Serial Number : ~XP16A00172
- *7) Serial Number : XP16A00173~



Fig.4 Wheel




FIG.4 WHEEL

Ref.	Parts No.	Parts Name	(2Action)	Remarks
			FL500BC	
			GXV160	
1	80-1035-415-10	Rear Wheel Arm	1	
2	89-3511-012150	DU Bush 12.15.20F	4	
3	83-1020-355-00	Thrust Washer 12*24*1.0	2	
4	80-1035-148-10	Drive Gear 9T	2	
5	89-2511-000120	Snap Ring (S12)	2	
6	0214-20200	Cutting Height Adjustment Screw	1	
7	0285-77000	Round Head Pin 10*80	1	
8	89-1711-100002	Flat Washer 10*18*1.6	2	
9	83-1210-425-00	Lever Grip 10	1	
10	80-1035-742-00	Cutting Height Adjustment Shaft	1	
11	80-1035-745-00	Screw Setting	1	
12	83-1020-351-00	Thrust Washer 10*18*1.0	1	
13	80-1035-744-00	Cutting Height Screw Stopper	1	
14	89-2111-040018	Spring Pin 4*18	1	
15	89-2521-000120	E Type Ring 12	1	
16	83-1131-152-00	Flat Headed Pin 8*53	1	
17	89-1711-080002	Flat Washer 8	1	
18	89-2131-080002	Snap Pin 8	1	
19	80-1035-418-00	Driving Gear Cover	2	
19a	80-1035-419-00	Rubber	2	
20	83-1035-149-00	Truss Tapping Screw M6*10	6	
21	80-1035-408-00	Tire 350*54	2	
22	89-3115-062024	Bearing 6202 2RS	4	
23	80-1035-421-00	Driven Gear 95T	4	
24	80-1035-971-00	Knok Bolt M6*16	8	
25	89-1581-060042	Flange Cap Nut M6	8	
26	80-1035-411-00	Bearing Cover	2	
27	89-1132-080202	Hexagonal Bolt (SW) M8*20	2	
28	80-1035-416-00	Translation Bar	2	
29	89-1711-100002	Flat Washer 10*18*1.6	4	
30	89-2521-000080	E Type Ring 8	4	
31	80-1035-405-00	Front Wheel Arm (R)	1	
32	89-3511-015250	DU Bush 15.25.23F	2	
33	80-1035-404-00	Front Wheel Arm (L)	1	
34	83-1020-361-00	Thrust Washer 15*24*1.0	4	
35	89-2521-000120	E Type Ring 12	2	
36	80-1020-407-00	Front Wheel	2	
37	89-3115-062024	Bearing 6202 2RS	4	
38	83-1415-312-00	Washer 8*30*3.2	2	
39	89-1132-080202	Hexagonal Bolt (SW) M8*20	2	
40	80-1020-441-00	Wheel Cap	2	
41	80-1035-991-00	Rubber Washer 11*24*3	4	
42	80-1035-907-00	Thrust Washer 12*30*1.0	2	

M E M O