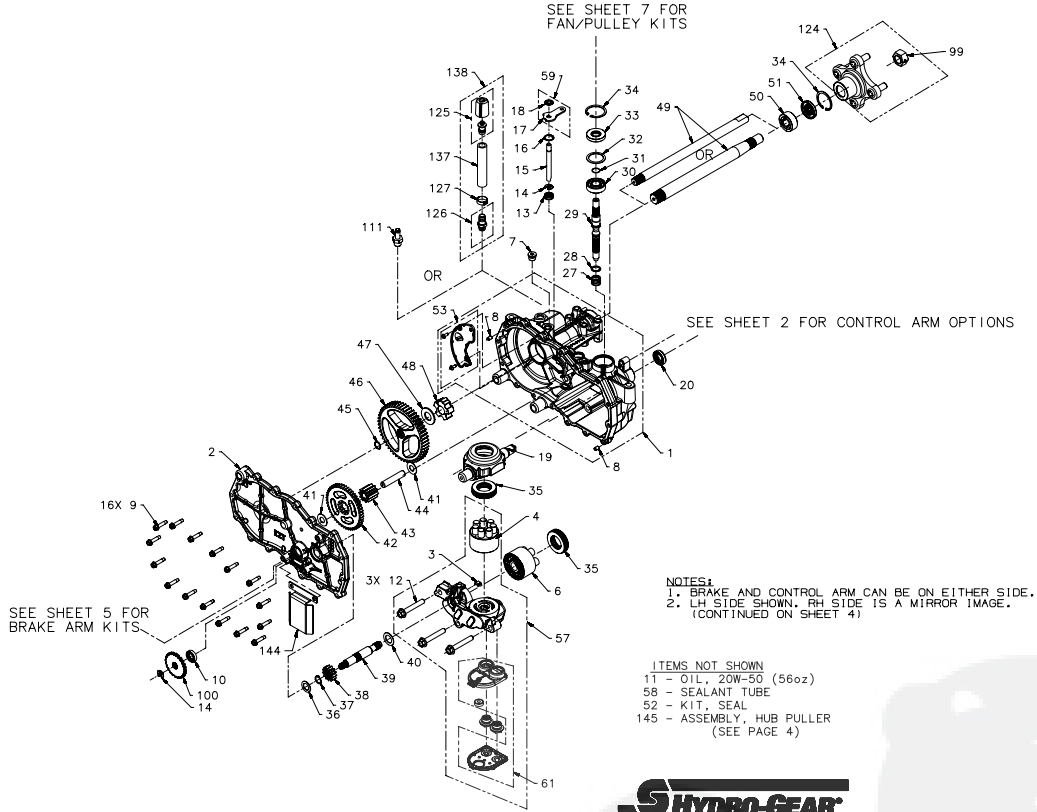


Service Schematic

NOTICE / Proprietary Information: This service schematic and its contents are wholly owned by Hydro-Gear of Sullivan, IL, and may not be published or reproduced without the written consent of Hydro-Gear.

NOTICE - PROPRIETARY INFORMATION: THIS SERVICE SCHEMATIC AND ITS CONTENTS ARE WHOLLY OWNED BY HYDRO-GEAR OF SULLIVAN, IL, AND MAY NOT BE PUBLISHED OR REPRODUCED WITHOUT THE WRITTEN CONSENT OF HYDRO-GEAR.

EZT SERVICE SCHEMATIC




Service Schematic

| # | PART # | DESCRIPTION | QTY | Note |
|----|--------------|-------------------------------------|-----|------|
| 1 | 70862L | KIT, MAIN HOUSING-LH | 1 | |
| 2 | 70863L | KIT, SIDE HOUSING LH | 1 | |
| 3 | 51448 | PLATE, BYPASS | 1 | |
| 4 | 70723 | ASSY, BLOCK 7 PISTON | 1 | |
| 6 | 70331 | KIT, BLOCK, 10CC CYLINDER | 1 | |
| 7 | 9005110-5600 | PLUG 9/16-18 METAL | 1 | |
| 8 | 9004800-2506 | PIN .250 X .375 | 2 | |
| 9 | 53246 | SCREW 1/4-20 X 1.125 HEX WASHER | 16 | |
| 10 | 70719 | KIT, SEAL | 1 | |
| 12 | 50016 | SCREW 3/8-24 X 2.5 HF W/PATCH | 3 | |
| 13 | 51626 | SEAL .375 X .75 X .25 LIP | 1 | |
| 14 | 51628 | RING RET 37 EXT KLIPRING | 2 | |
| 15 | 51625 | ROD BYPASS | 1 | |
| 16 | 51627 | RING RET 75 INT | 1 | |
| 17 | 51910 | ARM, BYPASS | 1 | |
| 18 | 51630 | RING RET 37 EXT PUSH | 1 | |
| 19 | 51048 | TRUNNION, SWASHPLATE | 1 | |
| 20 | 51140 | SEAL 18 X 32 X 7 LIP | 1 | |
| 27 | 2003014 | SPRING, BLOCK | 1 | |
| 28 | 2003017 | WASHER .59 X .79 X .04 FLAT | 1 | |
| 29 | 51062 | SHAFT INPUT | 1 | |
| 30 | 50315 | BEARING 17X40X12 BALL OPEN 6203 | 1 | |
| 31 | 2000022 | RING RET 67 EXT WIRE | 1 | |
| 32 | 50951 | WASHER 1.23 X 1.57 X .04 | 1 | |
| 33 | 51161 | SEAL 17 X 40 X 7 LIP | 1 | |
| 34 | 50329 | RING RET 156 INT | 2 | |
| 35 | 50551 | BEARING 30X52X13 BALL THRUST | 2 | |
| 36 | 44371 | WASHER .63 X 1.0 X .05 FLAT | 1 | |
| 37 | 44145 | RETAINING RING, MOTOR SHAFT | 1 | |
| 38 | 51130 | GEAR, 13T PINNION | 1 | |
| 39 | 51632 | SHAFT MOTOR | 1 | |
| 40 | 51069 | WASHER .71 X 1.16 X .04 FLAT | 1 | |
| 41 | 50132 | WASHER .51 X 1.10 X .03 FLAT | 2 | |
| 42 | 51129 | GEAR, 10T/48T | 1 | |
| 43 | 51043 | GEAR, 10T JACKSHAFT | 1 | |
| 44 | 51083 | JACK SHAFT (PIN) | 1 | |
| 45 | 44871 | RING RET 62 EXT SPIRAL | 1 | |
| 46 | 72186 | KIT, AXLE, CONVERSION | 1 | |
| 47 | 44875 | WASHER .77 X 1.5 X .10 FLAT | 1 | |
| 48 | 51088 | BUSHING, SLEEVE (INBOARD) | 1 | |
| 49 | 72186 | KIT, AXLE, CONVERSION | 1 | |
| 50 | 51089 | BUSHING, SLEEVE .752 X 1.571 X .625 | 1 | |
| 51 | 51066 | SEAL .750 X 1.577 X .250 LIP | 1 | |
| 52 | 70853 | KIT, SEALS AND RETAINING RINGS | 1 | |
| 53 | 70868L | KIT, EXPANSION PLATE LH | 1 | |
| 57 | 71142 | KIT, CENTER SECTION W/ FILTER-LH | 1 | |

Service Schematic

| # | PART # | DESCRIPTION | QTY | Note |
|-----|--------|-------------------------|-----|------|
| 58 | 50928 | SEALANT TUBE | 1 | |
| 59 | 71006 | KIT, BYPASS ARM | 1 | |
| 61 | 70911 | KIT, FILTER | 1 | |
| 99 | 72186 | KIT, AXLE, CONVERSION | 1 | |
| 100 | 51635 | DISC, COG BRAKE | 1 | |
| 124 | 72186 | KIT, AXLE, CONVERSION | 1 | |
| 125 | 70921 | KIT, LG CAP & VENT | 1 | |
| 126 | 70110 | FITTING O-RING ASSEMBLY | 1 | |
| 127 | 50590 | CLAMP, PINCH 13/16 | 1 | |
| 137 | 50594 | HOSE 0.5 X 8.75 | 1 | |
| 138 | 71131 | KIT, BREATHER | 1 | |
| 141 | 72186 | KIT, AXLE, CONVERSION | 1 | |
| 144 | 52112 | DEFLECTOR, BELT | 1 | |
| 145 | 72320 | KIT HUB PULLER | 1 | |

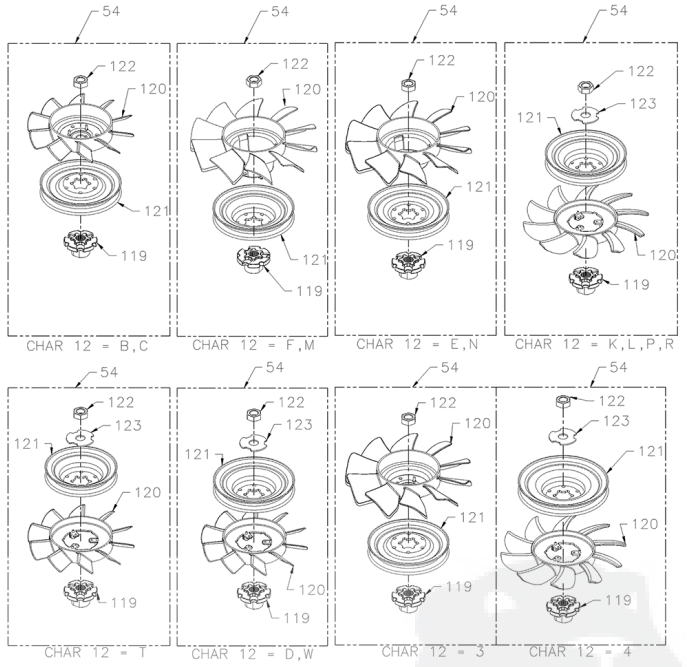


Fans, Pulleys, and Fan & Pulley Kits

NOTICE / Proprietary Information: This service schematic and its contents are wholly owned by Hydro-Gear of Sullivan, IL, and may not be published or reproduced without the written consent of Hydro-Gear.

NOTICE - PROPRIETARY INFORMATION: THIS SERVICE SCHEMATIC AND ITS CONTENTS ARE WHOLLY OWNED BY HYDRO-GEAR OF SULLIVAN, IL, AND MAY NOT BE PUBLISHED OR REPRODUCED WITHOUT THE WRITTEN CONSENT OF HYDRO-GEAR.


MODEL NUMBER: ZA-DHBB-2D5A-2DCX
CHARACTER: 1 2 3 4 5 6 7 8 9 10 11 12 13 14 15 16 17 18 19 20 21 22 23 24 25 26 27 28 29 30 31 32 33 34 35 36 37 38 39 40 41 42 43 44 45 46 47 48 49 50 51 52 53 54 55 56 57 58 59 60 61 62 63 64 65 66 67 68 69 70 71 72 73 74 75 76 77 78 79 80 81 82 83 84 85 86 87 88 89 90 91 92 93 94 95 96 97 98 99 100



EZT SERVICE SCHEMATIC  P. 10 of 10 71136 P26

Fans, Pulleys, and Fan & Pulley Kits

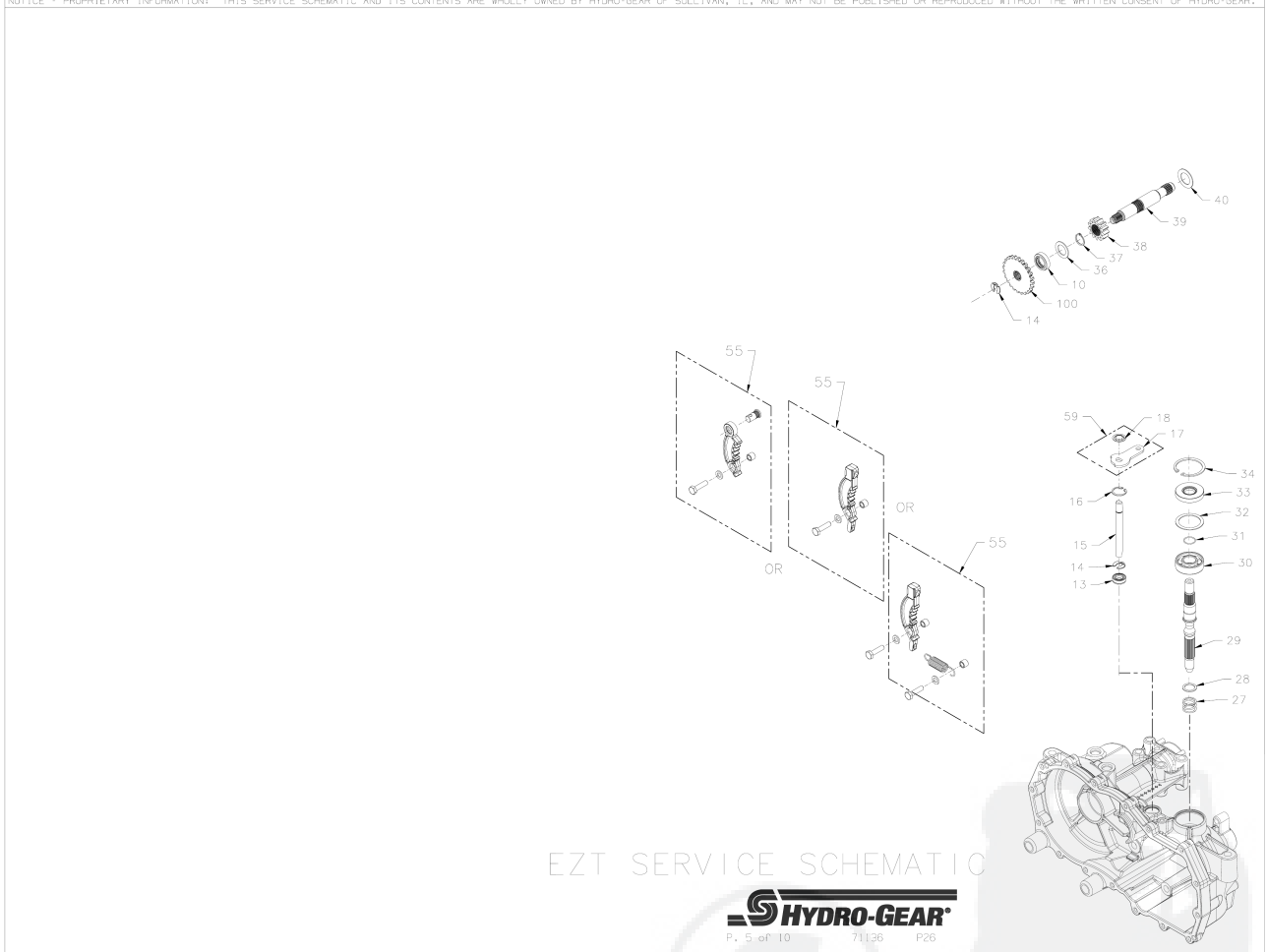
| # | PART # | DESCRIPTION | QTY | Note |
|-----|--------|------------------------------------|-----|------|
| 54 | 72137 | KIT, FAN/PULLEY | 1 | |
| 119 | 53812 | HUB, PULLEY | 1 | |
| 120 | 53811 | FAN. 6in., 10 BLADE | 1 | |
| 121 | 53804 | DISC, PULLEY CUPPED, 4.5 INCH | 1 | |
| 122 | 44133 | NUT 1/2-20 HEX JAM W/ PATCH | 1 | |
| 123 | 51523 | WASHER OD SLOTTER .53 X 1.55 X .06 | 1 | |



Brake Assembly, Motor Shaft, Bypass

NOTICE / Proprietary Information: This service schematic and its contents are wholly owned by Hydro-Gear of Sullivan, IL, and may not be published or reproduced without the written consent of Hydro-Gear.

NOTICE - PROPRIETARY INFORMATION: THIS SERVICE SCHEMATIC AND ITS CONTENTS ARE WHOLLY OWNED BY HYDRO-GEAR OF SULLIVAN, IL, AND MAY NOT BE PUBLISHED OR REPRODUCED WITHOUT THE WRITTEN CONSENT OF HYDRO-GEAR.



Brake Assembly, Motor Shaft, Bypass

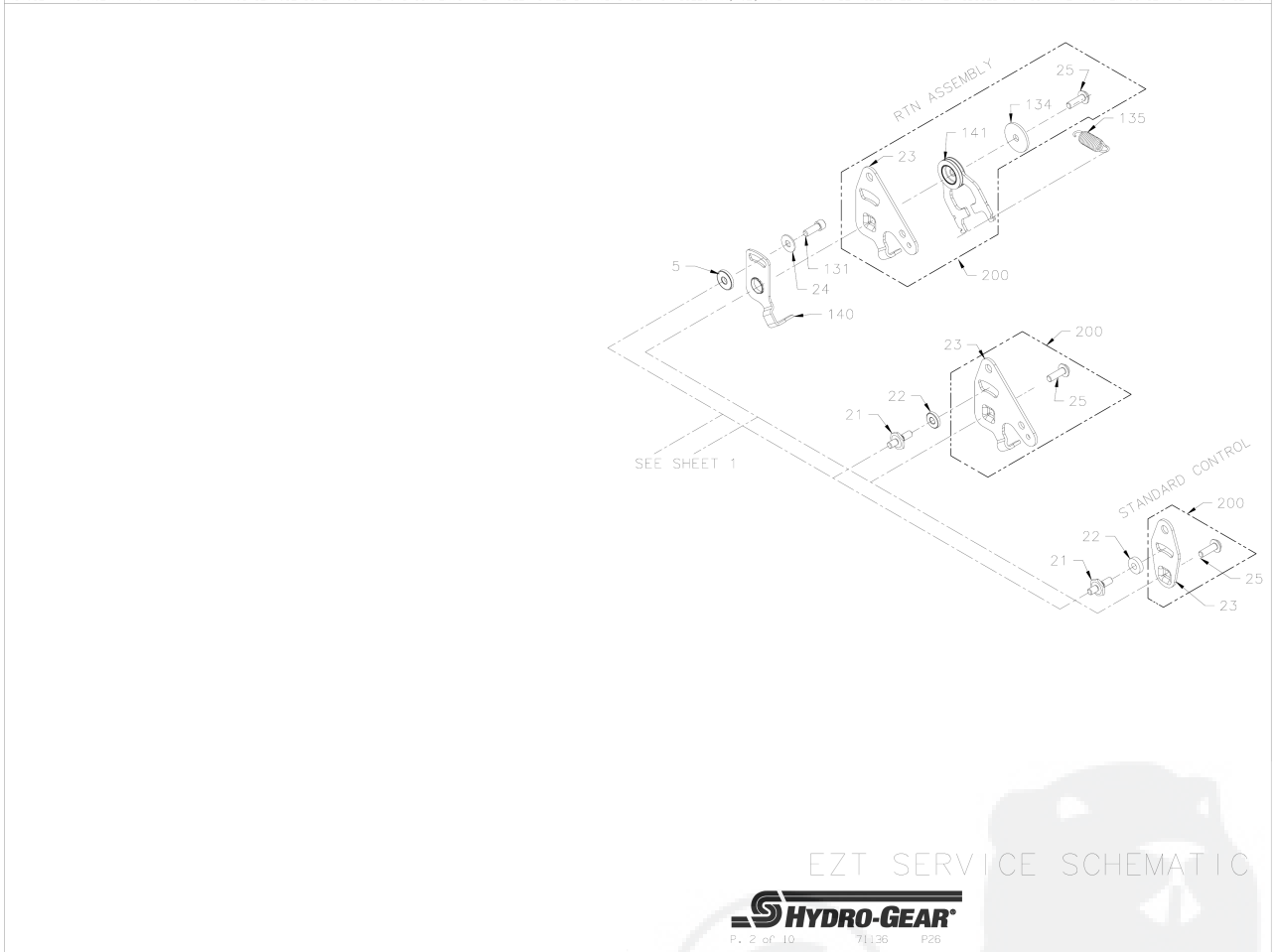
| # | PART # | DESCRIPTION | QTY | Note |
|-----|--------|------------------------------|-----|------|
| 10 | 70719 | KIT, SEAL | 1 | |
| 14 | 51628 | RING RET 37 EXT KLIPRING | 2 | |
| 36 | 44371 | WASHER .63 X 1.0 X .05 FLAT | 1 | |
| 37 | 44145 | RETAINING RING, MOTOR SHAFT | 1 | |
| 38 | 51130 | GEAR, 13T PINNION | 1 | |
| 39 | 51632 | SHAFT MOTOR | 1 | |
| 40 | 51069 | WASHER .71 X 1.16 X .04 FLAT | 1 | |
| 55 | 71069 | KIT, BRAKE ARM LH | 1 | |
| 100 | 51635 | DISC, COG BRAKE | 1 | |



Control Assembly

NOTICE / Proprietary Information: This service schematic and its contents are wholly owned by Hydro-Gear of Sullivan, IL, and may not be published or reproduced without the written consent of Hydro-Gear.


NOTICE - PROPRIETARY INFORMATION: THIS SERVICE SCHEMATIC AND ITS CONTENTS ARE WHOLLY OWNED BY HYDRO-GEAR OF SULLIVAN, IL, AND MAY NOT BE PUBLISHED OR REPRODUCED WITHOUT THE WRITTEN CONSENT OF HYDRO-GEAR.



ZA-DHBB-2D5A-2DCX

Control Assembly

| # | PART # | DESCRIPTION | QTY | Note |
|-----|--------|-------------------------------|-----|------|
| 21 | 50426 | STUD 5/16-24X1.5 SHORT | 1 | |
| 22 | 52298 | WASHER .31 X .80 X.21 PLASTIC | 1 | |
| 200 | 71633 | KIT, CONTROL ARM | 1 | |



Control Assembly

ZA-DHBB-2D5A-2DCX_1