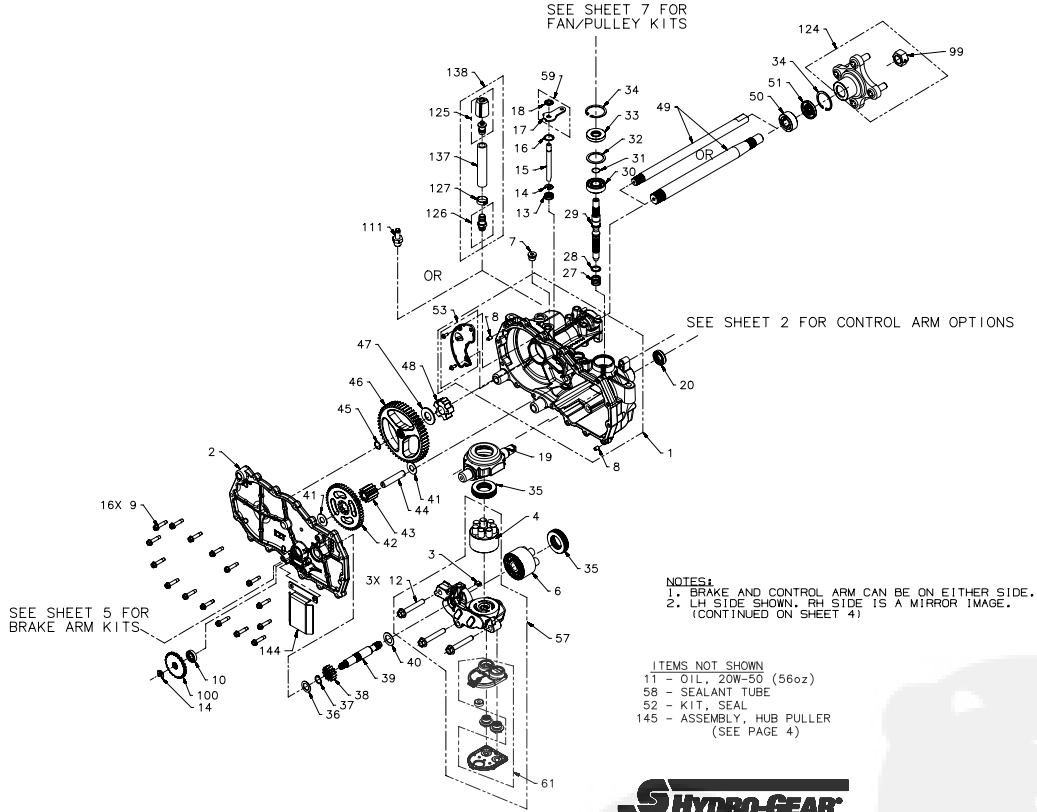


Service Schematic

NOTICE / Proprietary Information: This service schematic and its contents are wholly owned by Hydro-Gear of Sullivan, IL, and may not be published or reproduced without the written consent of Hydro-Gear.

NOTICE - PROPRIETARY INFORMATION: THIS SERVICE SCHEMATIC AND ITS CONTENTS ARE WHOLLY OWNED BY HYDRO-GEAR OF SULLIVAN, IL, AND MAY NOT BE PUBLISHED OR REPRODUCED WITHOUT THE WRITTEN CONSENT OF HYDRO-GEAR.

EZT SERVICE SCHEMATIC




HYDRO-GEAR
 P. 1 of 10 71136 P26

Service Schematic

#	PART #	DESCRIPTION	QTY	Note
1	70862R	KIT, MAIN HOUSING-RH	1	
2	70863R	KIT, SIDE HOUSING RH	1	
3	51448	PLATE, BYPASS	1	
4	70723	ASSY, BLOCK 7 PISTON	1	
6	70331	KIT, BLOCK, 10CC CYLINDER	1	
7	9005110-5600	PLUG 9/16-18 METAL	1	
8	9004800-2506	PIN .250 X .375	2	
9	53246	SCREW 1/4-20 X 1.125 HEX WASHER	16	
10	70719	KIT, SEAL	1	
12	50016	SCREW 3/8-24 X 2.5 HF W/PATCH	3	
13	51626	SEAL .375 X .75 X .25 LIP	1	
14	51628	RING RET 37 EXT KLIPRING	2	
15	51625	ROD BYPASS	1	
16	51627	RING RET 75 INT	1	
17	51910	ARM, BYPASS	1	
18	51630	RING RET 37 EXT PUSH	1	
19	51048	TRUNNION, SWASHPLATE	1	
20	51140	SEAL 18 X 32 X 7 LIP	1	
27	2003014	SPRING, BLOCK	1	
28	2003017	WASHER .59 X .79 X .04 FLAT	1	
29	51062	SHAFT INPUT	1	
30	50315	BEARING 17X40X12 BALL OPEN 6203	1	
31	2000022	RING RET 67 EXT WIRE	1	
32	50951	WASHER 1.23 X 1.57 X .04	1	
33	51161	SEAL 17 X 40 X 7 LIP	1	
34	50329	RING RET 156 INT	2	
35	50551	BEARING 30X52X13 BALL THRUST	2	
36	44371	WASHER .63 X 1.0 X .05 FLAT	1	
37	44145	RETAINING RING, MOTOR SHAFT	1	
38	51130	GEAR, 13T PINNION	1	
39	51632	SHAFT MOTOR	1	
40	51069	WASHER .71 X 1.16 X .04 FLAT	1	
41	50132	WASHER .51 X 1.10 X .03 FLAT	2	
42	51129	GEAR, 10T/48T	1	
43	51043	GEAR, 10T JACKSHAFT	1	
44	51083	JACK SHAFT (PIN)	1	
45	44871	RING RET 62 EXT SPIRAL	1	
46	72186	KIT, AXLE, CONVERSION	1	
47	44875	WASHER .77 X 1.5 X .10 FLAT	1	
48	51088	BUSHING, SLEEVE (INBOARD)	1	
49	72186	KIT, AXLE, CONVERSION	1	
50	51089	BUSHING, SLEEVE .752 X 1.571 X .625	1	
51	51066	SEAL .750 X 1.577 X .250 LIP	1	
52	70853	KIT, SEALS AND RETAINING RINGS	1	
53	70868R	KIT, EXPANSION PLATE RH	1	
57	71143	KIT, CENTER SECTION W/ FILTER-RH	1	

Service Schematic

#	PART #	DESCRIPTION	QTY	Note
58	50928	SEALANT TUBE	1	
59	71006	KIT, BYPASS ARM	1	
61	70911	KIT, FILTER	1	
99	72186	KIT, AXLE, CONVERSION	1	
100	51635	DISC, COG BRAKE	1	
124	72186	KIT, AXLE, CONVERSION	1	
125	70921	KIT, LG CAP & VENT	1	
126	70110	FITTING O-RING ASSEMBLY	1	
127	50590	CLAMP, PINCH 13/16	1	
137	50594	HOSE 0.5 X 8.75	1	
138	71131	KIT, BREATHER	1	
141	72186	KIT, AXLE, CONVERSION	1	
144	52112	DEFLECTOR, BELT	1	
145	72320	KIT HUB PULLER	1	

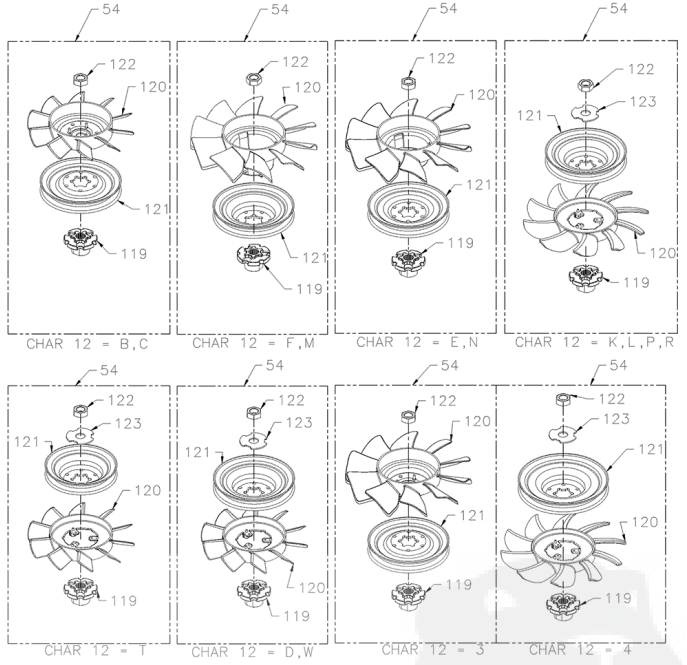


Fans, Pulleys, and Fan & Pulley Kits

NOTICE / Proprietary Information: This service schematic and its contents are wholly owned by Hydro-Gear of Sullivan, IL, and may not be published or reproduced without the written consent of Hydro-Gear.

NOTICE - PROPRIETARY INFORMATION: THIS SERVICE SCHEMATIC AND ITS CONTENTS ARE WHOLLY OWNED BY HYDRO-GEAR OF SULLIVAN, IL, AND MAY NOT BE PUBLISHED OR REPRODUCED WITHOUT THE WRITTEN CONSENT OF HYDRO-GEAR.

MODEL NUMBER: 2D5A-2DCX
CHARACTER: B, C, F, M, E, N, K, L, P, R, T, D, W, 3, 4



EZT SERVICE SCHEMATIC



Fans, Pulleys, and Fan & Pulley Kits

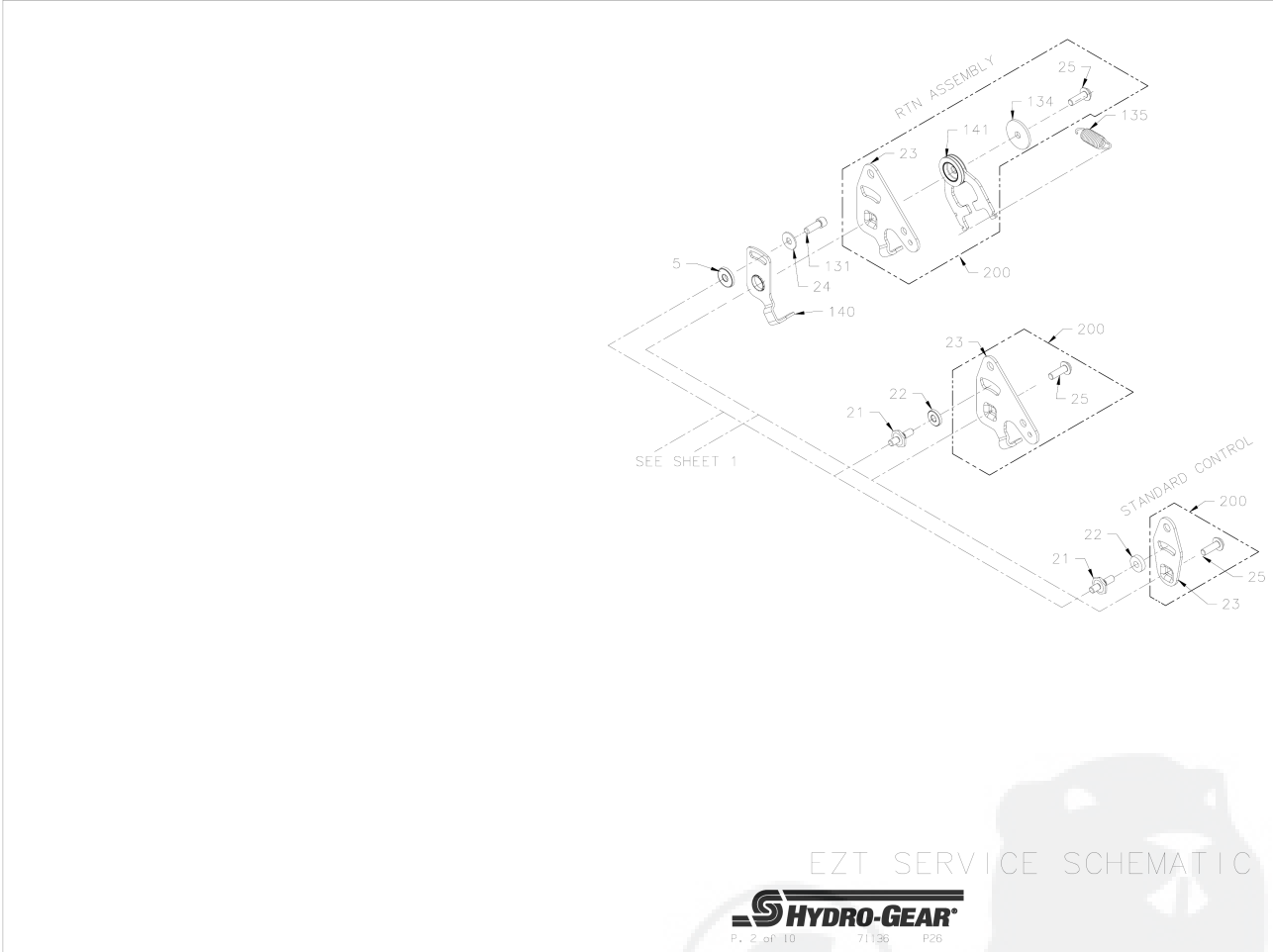
#	PART #	DESCRIPTION	QTY	Note
54	72137	KIT, FAN/PULLEY	1	
119	53812	HUB, PULLEY	1	
120	53811	FAN. 6in., 10 BLADE	1	
121	53804	DISC, PULLEY CUPPED, 4.5 INCH	1	
122	44133	NUT 1/2-20 HEX JAM W/ PATCH	1	
123	51523	WASHER OD SLOTTER .53 X 1.55 X .06	1	



Control Assembly

NOTICE / Proprietary Information: This service schematic and its contents are wholly owned by Hydro-Gear of Sullivan, IL, and may not be published or reproduced without the written consent of Hydro-Gear.


NOTICE - PROPRIETARY INFORMATION: THIS SERVICE SCHEMATIC AND ITS CONTENTS ARE WHOLLY OWNED BY HYDRO-GEAR OF SULLIVAN, IL, AND MAY NOT BE PUBLISHED OR REPRODUCED WITHOUT THE WRITTEN CONSENT OF HYDRO-GEAR.



ZA-AHBB-2D5A-2DCX

Control Assembly

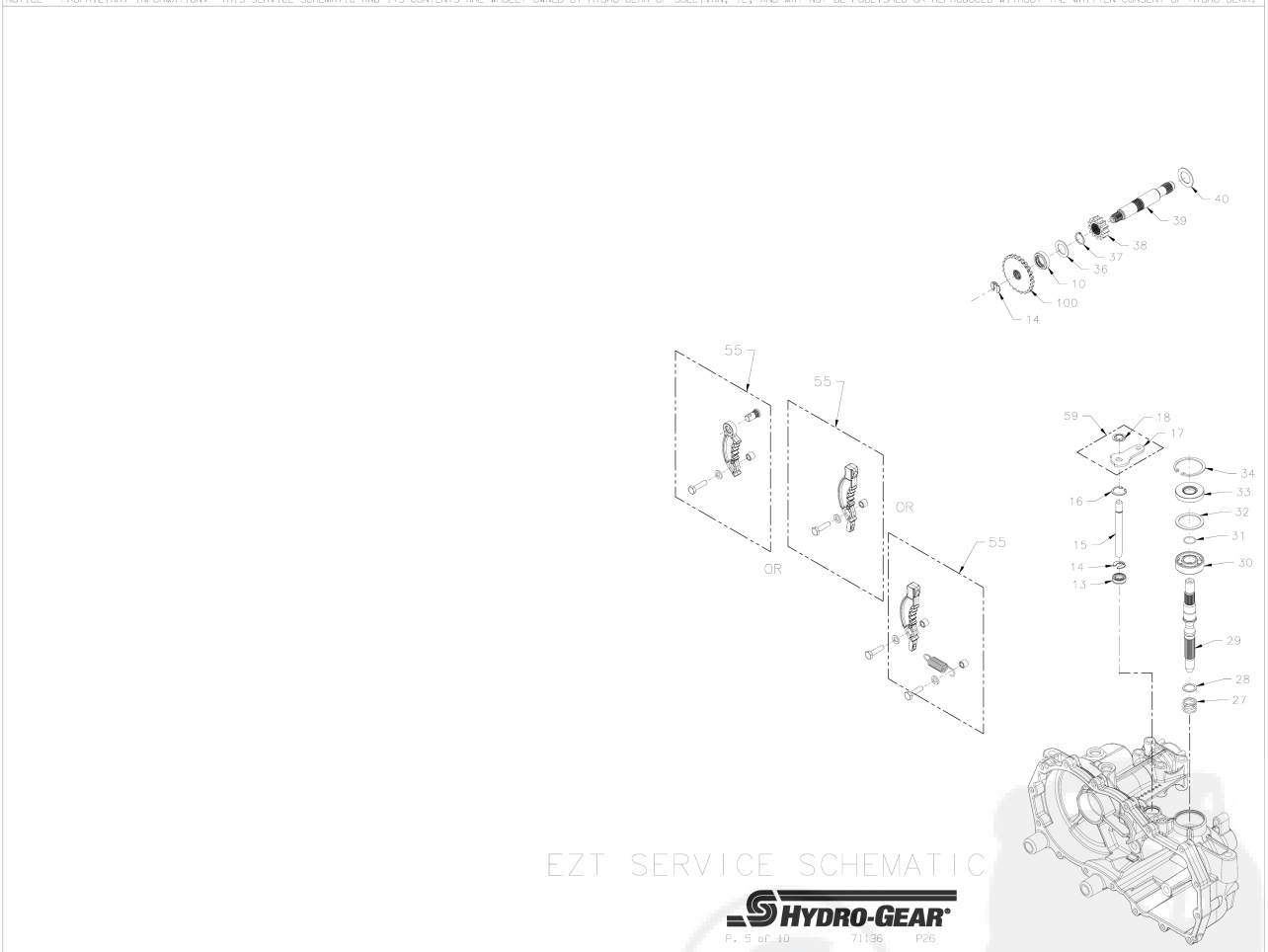
#	PART #	DESCRIPTION	QTY	Note
21	50426	STUD 5/16-24X1.5 SHORT	1	
22	52298	WASHER .31 X .80 X.21 PLASTIC	1	
200	71633	KIT, CONTROL ARM	1	



Brake Assembly, Motor Shaft, Bypass

NOTICE / Proprietary Information: This service schematic and its contents are wholly owned by Hydro-Gear of Sullivan, IL, and may not be published or reproduced without the written consent of Hydro-Gear.

NOTICE - PROPRIETARY INFORMATION: THIS SERVICE SCHEMATIC AND ITS CONTENTS ARE WHOLLY OWNED BY HYDRO-GEAR OF SULLIVAN, IL, AND MAY NOT BE PUBLISHED OR REPRODUCED WITHOUT THE WRITTEN CONSENT OF HYDRO-GEAR.



Brake Assembly, Motor Shaft, Bypass

#	PART #	DESCRIPTION	QTY	Note
10	70719	KIT, SEAL	1	
14	51628	RING RET 37 EXT KLIPRING	2	
36	44371	WASHER .63 X 1.0 X .05 FLAT	1	
37	44145	RETAINING RING, MOTOR SHAFT	1	
38	51130	GEAR, 13T PINNION	1	
39	51632	SHAFT MOTOR	1	
40	51069	WASHER .71 X 1.16 X .04 FLAT	1	
55	71070	KIT, BRAKE ARM - RH	1	
100	51635	DISC, COG BRAKE	1	

