



# **PARTS CATALOG**

## **BAR AND CHAIN SET CS-3000(35) CHAIN&BAR**



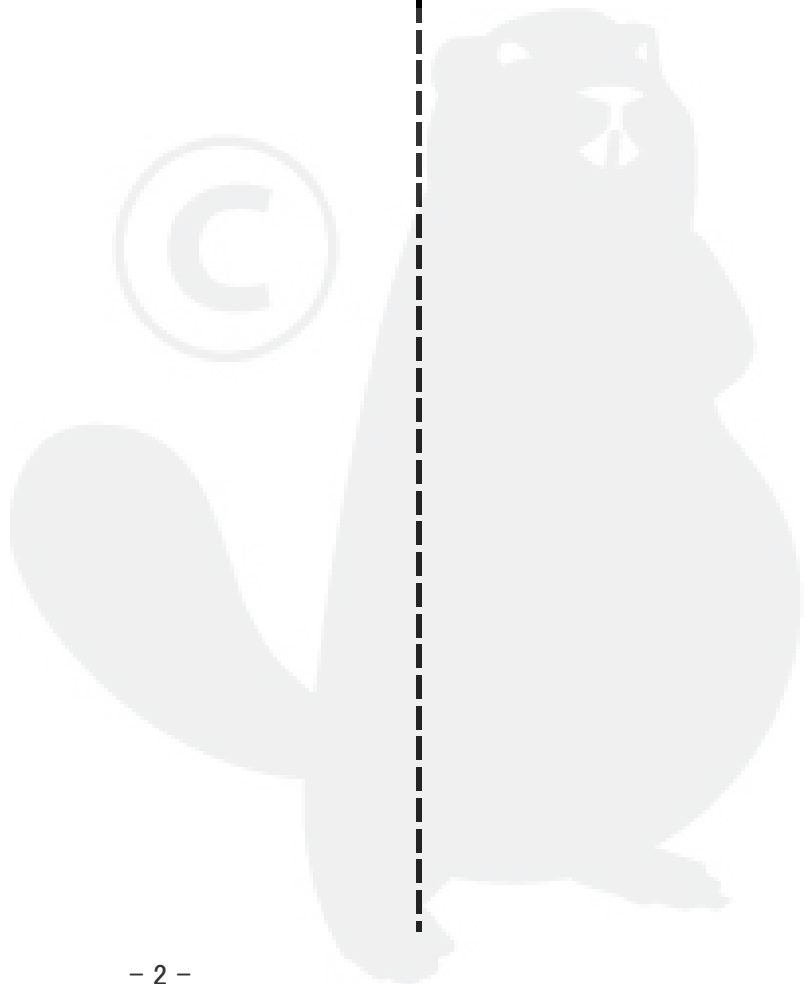

## 1. GUIDE BAR, CHAIN

GUIDE BAR		CHAIN	
1A	30RC50M-3/8 ECHO	2A	91VXL-47E
		3A	91PX-47E
1B	35RC50M-3/8 ECHO	2B	91VXL-53E
		3B	91PX-53E

KEY	LV	PART NUMBER	Q'TY	DESCRIPTION	REMARKS	NOTE1	NOTE2
1A		X122-000072	1	BAR,GUIDE 30	30RC50M-3/8 ECHO		
2A		X222-000130	1	CHAIN,SAW	91VXL-47E		
3A		X222-000140	1	CHAIN,SAW	91PX-47E		
1B		X123-000132	1	BAR,GUIDE 35	35RC50M-3/8 ECHO		
2B		X223-000080	1	CHAIN,SAW	91VXL-53E		
3B		X223-000130	1	CHAIN,SAW	91PX-53E		

**Index**



<b>Patrs Number</b>	<b>Key No.</b>	<b>Patrs Number</b>	<b>Key No.</b>	<b>Patrs Number</b>	<b>Key No.</b>
X122-000072	1 - 1A				
X123-000132	1 - 1B				
X222-000130	1 - 2A				
X222-000140	1 - 3A				
X223-000080	1 - 2B				
X223-000130	1 - 3B				



# YAMABIKO CORPORATION

7-2 SUEHIROCHO 1-CHOME, OHME, TOKYO 198-8760, JAPAN  
PHONE: 81-428-32-6118. FAX: 81-428-32-6145.

**ECHO**<sup>®</sup>



12Kb  
No.