

**OREC**

ISSUED NO. GRH537PRO-02

# **Parts catalogue**

## **LAWN MOWER**

**(EXPORT MODEL)**

### **GRH537PRO(2Action)**

<b>MODEL</b>	<b>CODE</b>
<b>GRH537PRO</b>	<b>0269 - ○○○○○○</b>

#### **CONTENTS**

<b>Fig. 1 TRANSMISSION -----</b>	<b>1</b>
<b>Fig. 2 SAFETY COVER -----</b>	<b>3</b>
<b>Fig. 3 DRIVE -----</b>	<b>6</b>
<b>Fig. 4 HANDLE -----</b>	<b>9</b>
<b>Fig. 5 BLADE AND BAG -----</b>	<b>12</b>
<b>Fig. 6 BBC -----</b>	<b>13</b>
<b>Fig. 7 LABEL -----</b>	<b>14</b>

**OREC CO.,LTD**

*Update : Feb 2015*

Ref.	Parts Number	Parts Name	Quantity	Remarks
1	89-5121-152507	Oil Seal UE 15.25.7	1	
2	89-5121-102007	Oil Seal UE 10.20.7	1	
3	89-3512-010200	DBB Bush 10.20	1	
4	89-3511-015150	DU Bush 15.15.23F	2	
5	89-2511-000100	Snap Ring (S10)	2	
6	89-2150-050330	Key 5*33 (round)	1	
7	83-1830-353-00	Thrust Washer 10*26*1.0	1	
8	83-1020-361-00	Thrust Washer 15*24*1.0	4	
9	83-1020-351-00	Thrust Washer 10*18*1.0	3	
10	0276-70420	Packing G	1	
11	0276-01200	Gear 54T CMP	1	
12	0276-01100	Gear 10T	1	
13	0276-01020	HST Unit Assy	1	
14	0276-00900	Bevel Gear 20T	1	
15	0276-00810	Bevel Gear 25T	1	
16	0276-00420	Gear Case (G)	1	
17	0269-00100	Rear Axle (GRH537)	1	

\*1) Serial Number : ~ EX14H00328 (Cutting Position : 5 )

\*2) Serial Number : EX14K00329 ~ (Cutting Position : 6 )

Ref.	Parts Number	Parts Name	Quantity	Remarks
1	89-2511-000200	Snap Ring (S20)	1	
2	89-2181-060222	Flat Head Pin 6*22	2	
3	89-2181-060162	Flat Head Pin 6*16	1	
4	89-2131-060002	Snap Pin 6	3	
5	89-2111-050020	Spring Pin 5*20	1	
6	89-1252-100123	Flange Mini Hexagonal Bolt M10*12 (slender)	2	
7	89-1135-060302	Hexagonal Bolt (SW) M6*30	6	
8	89-1132-060122	Hexagonal Bolt (SW) M6*12	2	
9	83-1020-349-00	Copper Packing 10.5*18*1.6	2	
10	80-1020-515-00	Universal Joint NC-10-37C1	1	
11	0276-02600	Clutch Return Spring	1	
12	0276-01900	Spring for Change Arm Return	1	
13	0276-01810	Driving Change Arm	1	
14	0276-01710	Driving Clutch Arm	1	
15	0276-01510	Clutch Bracket CMP	1	
16	0276-01610	Lock Arm Bracket (H) CMP (5 pos.)	1	*1)
	0269-00200	Lock Arm Bracket (H) CMP (6 pos.)	1	*2)

\*1) Serial Number : ~ EX14H00328 (Cutting Position : 5 )

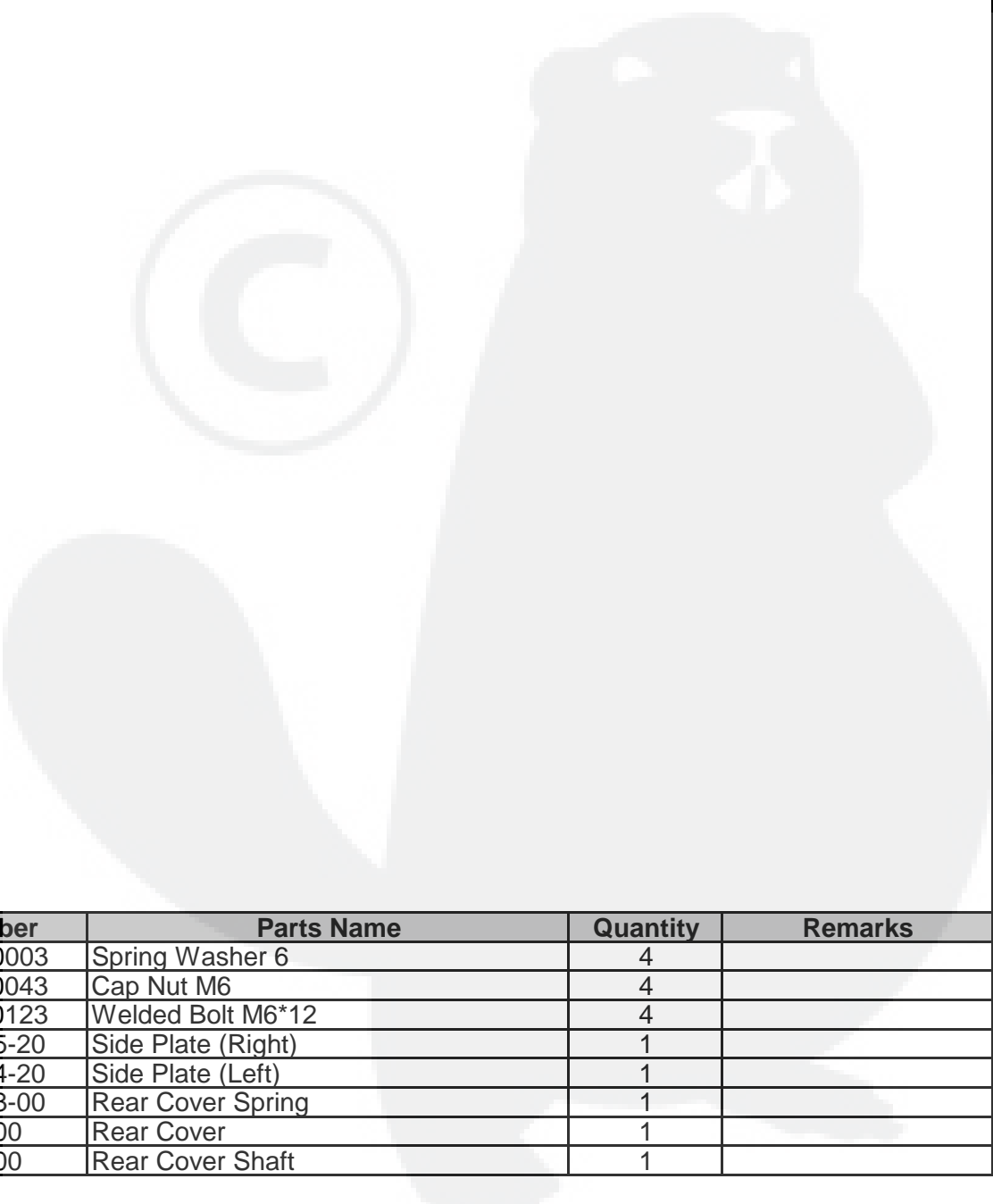
\*2) Serial Number : EX14K00329 ~ (Cutting Position : 6 )

Ref.	Parts Number	Parts Name	Quantity	Remarks
1	89-1611-080043	Mini Hexagonal Nut M8	6	
2	89-1543-080002	Mini Hexagonal Nut (SW) M8	2	
3	89-1253-080252	Flange Mini Hexagonal Bolt (8T) M8*25	2	
4	89-1238-080252	Mini Hexagonal Bolt (SW) M8*25	4	
5	89-1238-080203	Mini Hexagonal Bolt (SW) M8*20	6	
6	0278-51110	Cover (Body) 537PRO	1	
7	0278-21300	Front Bumper Setting Plate (R)	1	
8	0278-21200	Front Bumper Setting Plate (L)	1	
9	0278-30800	Front Wheel Adjusting Plate (R) 5 pos.	1	*1)
	0268-34400	Front Wheel Adjusting Plate (R) 6 pos.	1	*2)
10	0278-30700	Front Wheel Adjusting Plate (L) 5 pos.	1	*1)
	0268-34300	Front Wheel Adjusting Plate (L) 6 pos.	1	*2)
11	0276-30400	Rear Wheel Adjusting Plate (R) 9inch 5 pos.	1	*1)
	0268-34200	Rear Wheel Adjusting Plate (R) 6 pos.	1	*2)
12	0276-30300	Rear Wheel Adjusting Plate (L) 9inch 5 pos.	1	*1)
	0268-34100	Rear Wheel Adjusting Plate (L) 6 pos.	1	*2)
13	0230-20800	Front Bumper CMP	1	

\*1) Serial Number : ~ EX14H00328 (Cutting Position : 5 )

\*2) Serial Number : EX14K00329 ~ (Cutting Position : 6 )

Ref.	Parts Number	Parts Name	Quantity	Remarks
1	89-1713-060002	Flat Washer 6 (large)	1	
2	89-1611-080043	Mini Hexagonal Nut M8	2	
3	89-1581-060042	Flange Cap Nut M6	5	
4	89-1390-060142	Welded Bolt M6*14	5	
5	89-1238-080252	Mini Hexagonal Bolt (SW) M8*25	2	
6	89-1144-060163	Hexagonal Bolt with Cross Hole (PW.SW) M6*16	2	
7	83-1020-148-00	Tapping Bolt M6*14	3	
8	0278-74300	Discharge Duct	1	
9	0278-74200	Mission Cover	1	
10	0278-50400	Guide 535	1	
11	0278-20600	Inside Guard CMP	1	
12	0230-20700	Side Guard (5 pos.)	2	*1)
	0268-60200	Side Guard (6 pos.)	2	*2)
13	0268-60100	Joint Cover	1	
14	0276-60100	Lock Arm Bracket CMP	1	



Ref.	Parts Number	Parts Name	Quantity	Remarks
1	89-1750-060003	Spring Washer 6	4	
2	89-1571-060043	Cap Nut M6	4	
3	89-1390-060123	Welded Bolt M6*12	4	
4	80-1020-755-20	Side Plate (Right)	1	
5	80-1020-754-20	Side Plate (Left)	1	
6	80-1020-753-00	Rear Cover Spring	1	
7	0278-50800	Rear Cover	1	
8	0278-20700	Rear Cover Shaft	1	

Ref.	Parts Number	Parts Name	Quantity	Remarks
1	89-3115-060024	Bearing 6002 2RS	4	
2	89-1713-080003	Flat Washer 8 (large)	4	
3	89-1561-080003	Mini Hexagonal U Nut M8	2	
4	89-1238-080203	Mini Hexagonal Bolt (SW) M8*20	2	
5	83-1020-359-00	Wave Washer 16	2	
6	80-1022-424-00	Front Wheel Arm Stopper	2	
7	80-1020-426-10	Adjuster Grip	2	
8	0268-30900	9 inch Tire (M.R.E)	2	
9	0268-30600	Aluminum Front Wheel (M.R.E)	2	
10	0268-31200	Front Wheel Arm CMP (R) 537PRO	1	
11	0268-31100	Front Wheel Arm CMP (L) 537PRO	1	
1,8,9	0268-30300	Aluminum Front Wheel Assy (9 inch)	2	

7/15

## DRIVE 2/3

\*1) Serial Number : ~ EX14H00328 (Cutting Position : 5 )

\*2) Serial Number : EX14K00329 ~ (Cutting Position : 6 )

Ref.	Parts Number	Parts Name	Quantity	Remarks
1	89-1561-080003	Mini Hexagonal U Nut M8	2	
2	89-1144-060163	Hexagonal Bolt with Cross Hole (PW.SW) M6*16	2	
3	83-1020-987-00	Bearing ND-02S	2	
4	80-1022-425-00	Rear Wheel Arm Stopper	2	
5	80-1020-793-10	Flapper Setting	2	
6	80-1020-426-10	Adjuster Grip	2	
7	0278-70700	Arm Bolt	2	
8	0276-50600	Flapper CMP	1	
9	0269-01000	Transmission Assy (GRH537) 5 pos.	1	*1)
	0269-01010	Transmission Assy (GRH537) 6 pos.	1	*2)
10	0268-31400	Rear Wheel Arm CMP (R) 537 (5 pos.)	1	*1)
	0268-34800	Rear Wheel Arm CMP (R) 537 (6 pos.)	1	*2)
11	0268-31300	Rear Wheel Arm CMP (L) 537 (5 pos.)	1	*1)
	0268-34700	Rear Wheel Arm CMP (L) 537 (6 pos.)	1	*2)



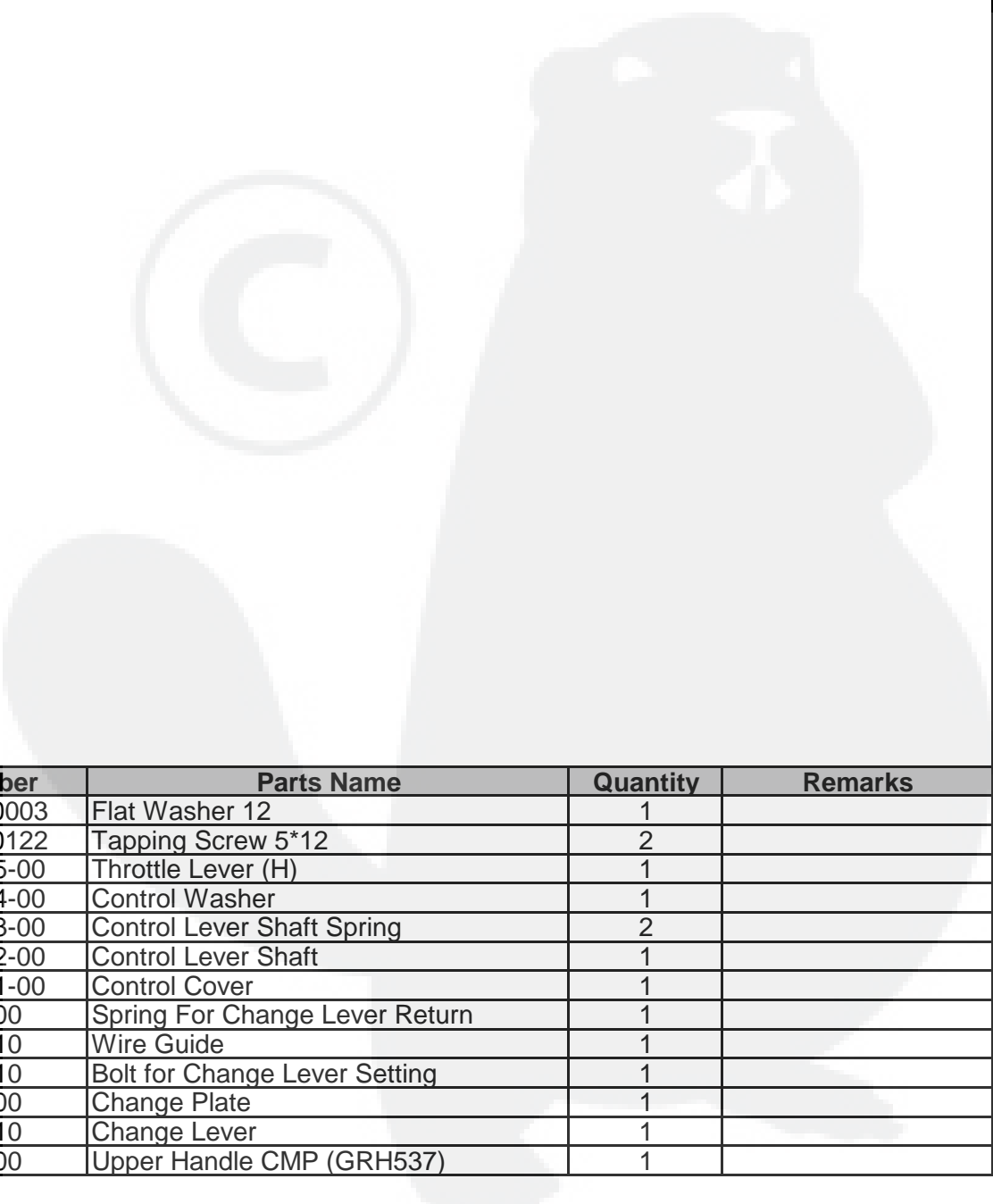
\*1) Serial Number : ~ EX14H00328 (Cutting Position : 5 )

\*2) Serial Number : EX14K00329 ~ (Cutting Position : 6 )

Ref.	Parts Number	Parts Name	Quantity	Remarks
1	89-3115-060024	Bearing 6002 2RS	4	
2	89-2511-000200	Snap Ring (S20)	1	
3	89-2142-050250	Parallel Pin 5*25	2	
4	89-2131-080002	Snap Pin 8	1	
5	89-1713-080003	Flat Washer 8 (large)	2	
6	89-1238-080202	Mini Hexagonal Bolt (SW) M8*20	2	
7	80-1020-526-00	Drive Shaft H 136L	1	*1)
	0278-00200	Drive Shaft 140L (5 pos.)	1	*2)
8	80-1020-515-00	Universal Joint NC-10-37C1	1	
9	80-1020-459-00	Ratchet Assembly (Right)	1	
10	80-1020-458-00	Ratchet Assembly (Left)	1	
11	80-1020-433-00	Coned Disc Spring	2	
12	0276-50100	Lock Arm	1	
13	0268-30900	9 inch Tire (M.R.E)	2	
14	0268-30700	Aluminum Rear Wheel (M.R.E)	2	
15	0268-30500	Axle Clutch Guide	2	
1,14,13	0268-30400	Aluminum Rear Wheel Assy (9 inch)	2	

9/15

HANDLE 1/3



Ref.	Parts Number	Parts Name	Quantity	Remarks
1	89-1711-120003	Flat Washer 12	1	
2	89-1161-050122	Tapping Screw 5*12	2	
3	80-1020-265-00	Throttle Lever (H)	1	
4	80-1020-264-00	Control Washer	1	
5	80-1020-263-00	Control Lever Shaft Spring	2	
6	80-1020-262-00	Control Lever Shaft	1	
7	80-1020-231-00	Control Cover	1	
8	0276-11700	Spring For Change Lever Return	1	
9	0276-10610	Wire Guide	1	
10	0276-10510	Bolt for Change Lever Setting	1	
11	0276-10200	Change Plate	1	
12	0276-10110	Change Lever	1	
13	0269-10100	Upper Handle CMP (GRH537)	1	


**10/15****HANDLE 2/3**

Ref.	Parts Number	Parts Name	Quantity	Remarks
1	89-2521-000100	E Type Ring 10	1	
2	89-2181-080282	Flat Head Pin 8*28	1	
3	89-2131-080002	Snap Pin 8	1	
4	89-1713-080003	Flat Washer 8 (large)	1	
5	89-1713-060002	Flat Washer 6 (large)	1	
6	89-1711-120003	Flat Washer 12	1	
7	89-1135-060182	Hexagonal Bolt (SW) M6*18	1	
8	80-1020-243-00	Driving Lever, Metal	3	
9	0305-70200	Lever Cap	1	
10	0269-71100	Shift Rod	1	
11	0269-10200	Driving Clutch Lever (GRH537)	1	
12	0268-70800	Damper Spring	1	
13	0268-70500	Lock Arm Return Spring	1	
14	0268-10700	Lock Arm	1	
15	0268-10400	Clutch Arm CMP	1	
16	0268-10300	Blade Clutch Lever CMP (537.538)	1	

Ref.	Parts Number	Parts Name	Quantity	Remarks
1	89-2181-060222	Flat Head Pin 6*22	1	
2	89-2132-060002	Snap Pin 6 (with stopper)	1	
3	89-1750-080003	Spring Washer 8	6	
4	89-1713-080003	Flat Washer 8 (large)	6	
5	89-1671-080043	Mini Cap Nut M8	6	
6	0268-75100	Handle Setting Bolt M8*35	2	
7	89-1213-080252	Mini Hexagonal Bolt (8T) M8*25	2	
8	83-1920-311-00	Washer 8.1*12*0.5	1	
9	0269-70200	Driving Clutch Wire	1	
10	0269-70100	Driving Change Wire	1	
11	0268-71400	Throttle Wire	1	
12	0268-71100	Blade Wire	1	
13	0268-70700	Blade Spring 110	1	
14	0268-70600	Driving Clutch Spring	1	
15	0268-10800	Handle Setting	2	

Ref.	Parts Number	Parts Name	Quantity	Remarks
1	89-1750-080003	Spring Washer 8	4	
2	89-1254-100252	Flange Mini Hexagonal Bolt M10*25 P=1.25	2	
3	83-1020-148-00	Tapping Bolt M6*14	2	
4	83-1020-116-00	Hexagonal Bolt 5/16-24*45UNF (H)	3	
5	80-1022-854-00	Bag Plate	1	
6	0278-77200	Bag DB 80	1	
7	0278-70800	Bolt 5/16-24*63UNF (H)	1	
8	0278-50500	Collar for Engine Setting	1	
9	0278-50300	Blade Wire Setting	1	
10	0268-72100	Wing Blade	1	
11	0268-20100	Bag Frame CMP	1	
12	0222-50100	BBC Cover CMP	1	
13	-	Engine GXV160H2 SFE1	1	

Ref.	Parts Number	Parts Name	Quantity	Remarks
1	0278-70600	Blade (H) Assy	1	
2	80-1020-871-00	Clutch Return Spring (H)	2	
3	80-1020-872-00	Collar (H)	2	
4	80-1020-874-00	Thrust Washer (H)	1	
5	80-1020-877-00	Ball Retainer (H)	1	
6	80-1020-878-00	Blade Disc (H) Assy	1	
7	80-1020-881-00	Spring (H)	3	
8	80-1020-882-00	Blade Setting Bolt (H)	3	
9	80-1020-883-00	Drive Disc (H)	1	
10	80-1020-884-00	Driven Disc (H) Assy	1	
11	80-1020-886-00	Clutch Spring (H)	1	
12	80-1020-887-00	Ball Control Plate (H) Assy	1	
13	83-1020-148-00	Tapping Bolt M6*14	2	
14	83-1020-323-00	Washer 10*30*4.5	1	
15	89-1254-100252	Flange Mini Hexagonal Bolt M10*25 P=1.25	1	
16	89-2160-040160	Woodruff Key 4*16*6.5	1	



Ref.	Parts Number	Parts Name	Quantity	Remarks
1	0230-71300	Driving Label	1	
2	0268-73400	Blade Label (GR537)	1	
3	80-1020-929-00	Notice Label (Cover)	1	
4	0223-76100	Label, Caution (Large)	1	
5	0223-72910	Attention Mark for Slope	1	
6	80-1020-925-00	Label,Caution(small)	1	
7	80-1488-926-10	Label, Caution for Knife	1	
8	80-1020-926-00	Danger Label	1	
9	80-1010-933-00	Label, CE	1	
10	80-1020-933-00	Label, Noise 98db	1	
11	0215-83200	Label, Protection Equipment	1	
12	-	Serial Number	1	
13	0278-70400	Label (Large)	1	
14	0276-70800	Driving Change Label	1	
15	80-1020-913-20	Throttle Label (H)	1	
16	0269-72100	Label,Model GRH537	1	
17	0276-71800	Label, (HYDROSTATIC)	1	