





# **PARTS CATALOG**

## **BAR AND CHAIN SET CS-370ES\_CHAIN&BAR**



P014-002800-12Jb

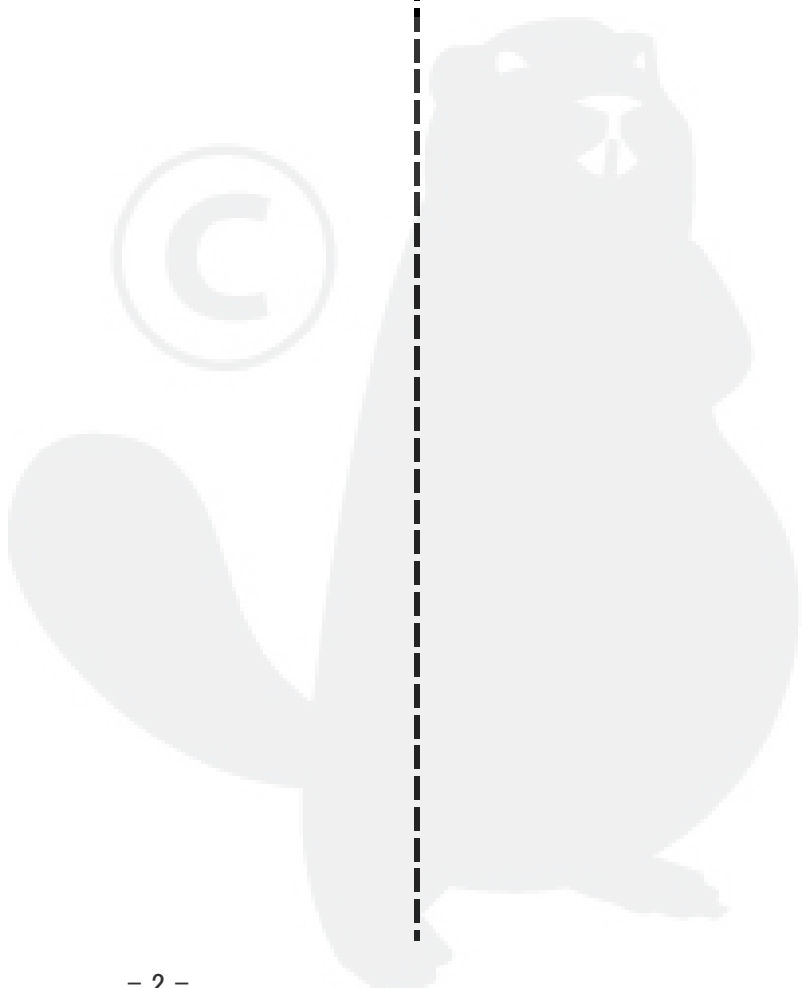
**1. GUIDE BAR, CHAIN**

GUIDE BAR		CHAIN	
<b>1A</b>	<b>33RD58-325</b>	<b>2A</b>	<b>21BPX-56E</b>
<b>1B</b>	<b>38RD58-325</b>	<b>2B</b>	<b>21BPX-64E</b>
<b>1C</b>	<b>35RC50M-3/8 ECHO</b>	<b>2C</b>	<b>91VXL-53E</b>
<b>1D</b>	<b>40RC50-3/8</b>	<b>2D</b>	<b>91VXL-58E</b>

KEY	LV	PART NUMBER	Q'TY	DESCRIPTION	REMARKS	NOTE1	NOTE2
1A		430513-16633	1	BAR, GUIDE 33RD58325	33RD58-325		
2A		431713-30231	1	CHAIN, SAW 21BPX-56E	21BPX-56E		
1B		430521-37333	1	BAR, GUIDE 38RD58325	38RD58-325		
2B		431721-30231	1	CHAIN, SAW	21BPX-64E		
1C		X123-000132	1	BAR, GUIDE 35	35RC50M-3/8 ECHO		
2C		X223-000080	1	CHAIN, SAW	91VXL-53E		
1D		430211-13432	1	BAR, GUIDE 40RC50-3/8	40RC50-3/8		
2D		X224-000030	1	CHAIN, SAW	91VXL-58E		

**Index**

<b>Patrs Number</b>	<b>Key No.</b>	<b>Patrs Number</b>	<b>Key No.</b>	<b>Patrs Number</b>	<b>Key No.</b>
430211-13432	1 - 1D				
430513-16633	1 - 1A				
430521-37333	1 - 1B				
431713-30231	1 - 2A				
431721-30231	1 - 2B				
X123-000132	1 - 1C				
X223-000080	1 - 2C				
X224-000030	1 - 2D				



# YAMABIKO CORPORATION

7-2 SUEHIROCHO 1-CHOME, OHME, TOKYO 198-8760, JAPAN  
PHONE: 81-428-32-6118. FAX: 81-428-32-6145.

**ECHO**®



12Jb  
No. 63-227