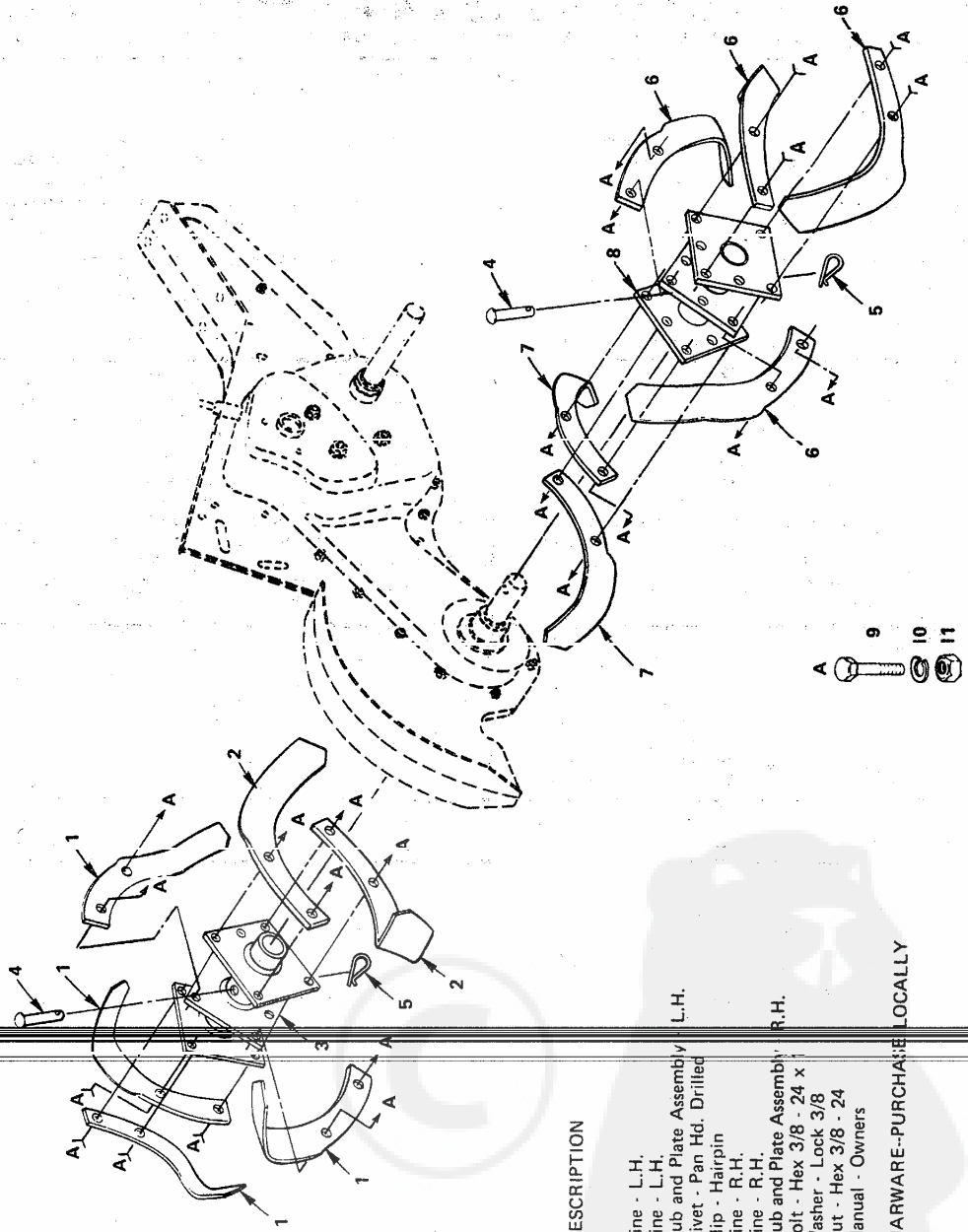


REPAIR PARTS

TINE ASSEMBLY

REAR TINE TILLER--MODEL NUMBERS J5000BR AND J5000AT



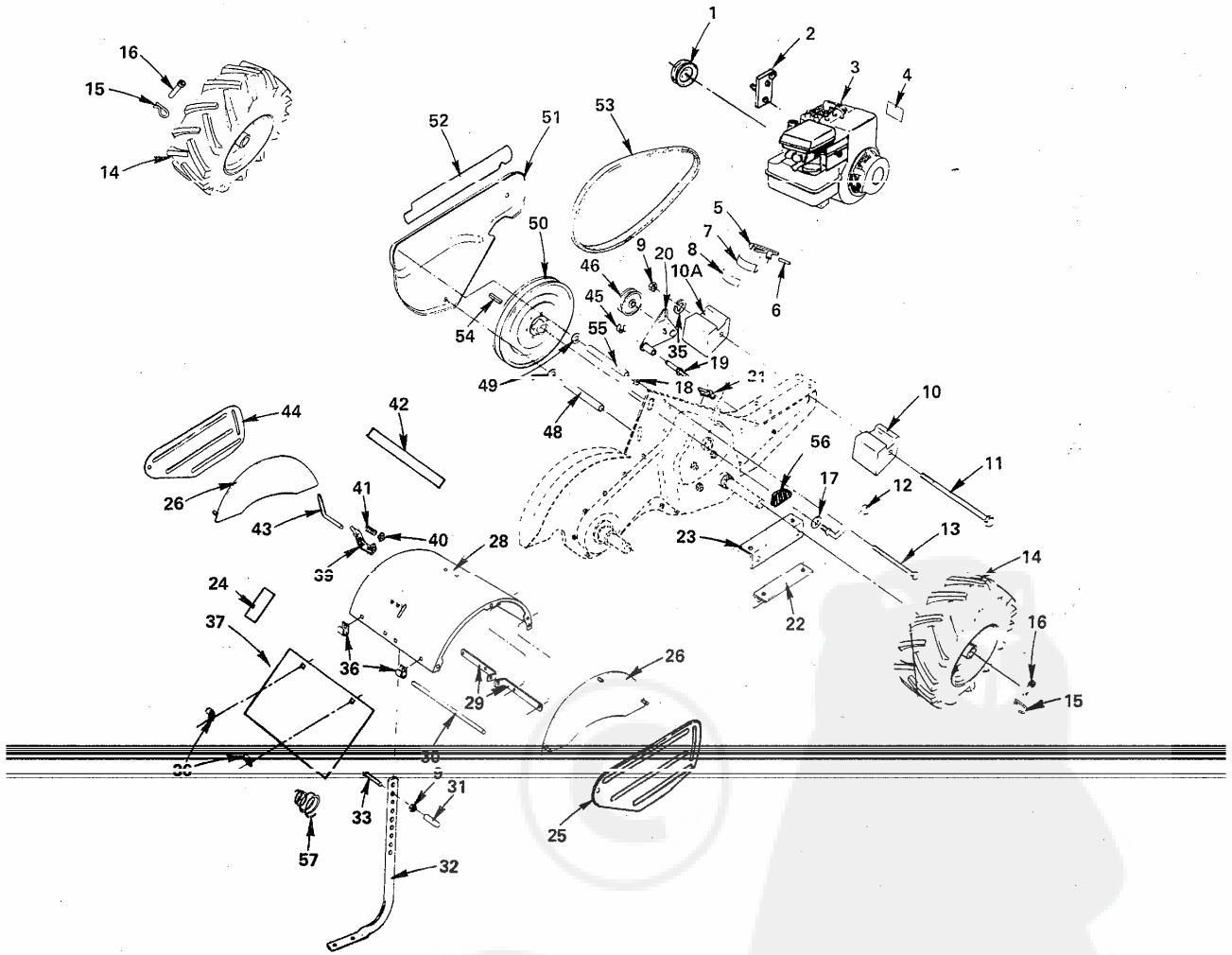
KEY NO.	PART NO.	DESCRIPTION
1	4459J	Tine - L.H.
2	6554J	Tine - L.H.
3	102380X	Hub and Plate Assembly L.H.
4	4929H	Rivet - Pan Hd. Drilled
5	3146R	Clip - Hairpin
6	4460J	Tine - R.H.
7	6555J	Tine - R.H.
8	102382X	Hub and Plate Assembly R.H.
9	74610616	*Bolt - Hex 3/8 - 24 x 1
10	10040600	*Washer - Lock 3/8
11	73610600	*Nut - Hex 3/8 - 24
...	109364X	Manual - Owners

*STANDARD HARDWARE--PURCHASE LOCALLY

REPAIR PARTS

REAR TINE TILLER--MODEL NUMBERS J5000BR AND J5000AT

MAIN FRAME



REPAIR PARTS

REAR TINE TILLER--MODEL NUMBERS J5000BR AND J5000AT

MAIN FRAME

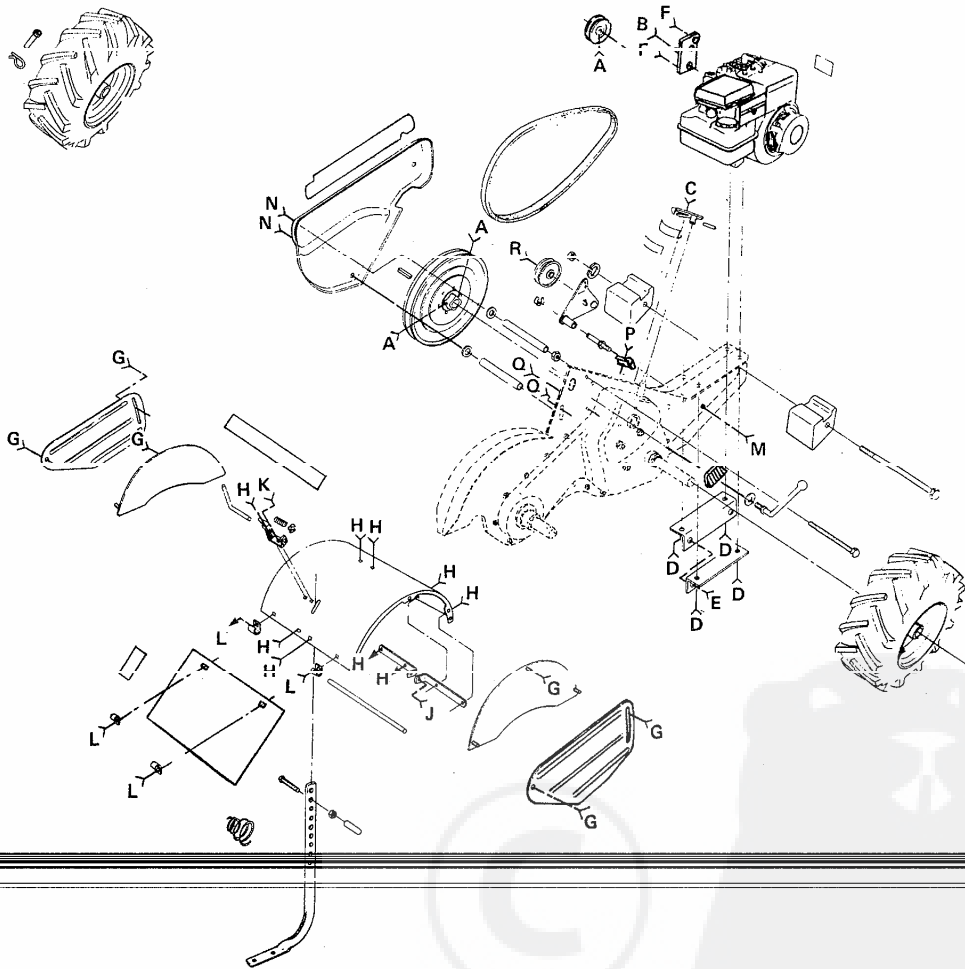
KEY NO.	PART NO.	DESCRIPTION	KEY NO.	PART NO.	DESCRIPTION
1	102142X	Sheave - Engine	28	102326X366	Shield - Tine
2	102376X	Bracket Assembly - Guard, Belt	29	102155X	Bracket - Shield, Tine
3	130202	Engine - 5 H.P. Briggs and Stratton Type No. 3012-01	30	102154X	Pin - Hinge
4	102697X	Decal - 5 H.P.	31	102701X	Grip
5	102166X	Lever Assembly - Shift	32	102156X	Stake - Depth
6	1572H	Pin - Roll	33	74930632	*Bolt - Hex 3/8 - 16 x 2
7	8700J	Panel - Shift, Indicator	35	10040600	*Washer - Lock 3/8
8	102180X	Decal - Shift Indicator (For Model No. J5000BR ONLY)	36	4440J	Hinge
8	104323X	Decal - Shift Indicator (For Model No. J5000AT ONLY)	37	102318X366	Shield - Leveling
9	73220600	Nut - Hex 3/8 - 16	39	8392J	Bracket - Latch
10	102173X	Counterweight	40	12000036	Klip Ring
10A	102383X	Counterweight - L.H.	41	8394J	Spring
11	102384X	Bolt - Hex 5/16 - 18 x 4 - 3/4	42	108283X	Decal - Tine Shield
12	109228X	Lever - Lock, Handle	43	8393J	Pin - Stake, Depth
13	74930576	Bolt - Hex 5/16 - 18 x 4 - 3/4	44	104086X	Shield - Side, Outer, L.H.
14	102189X	Rim (Only)	45	12000032	Klip Ring
---	102190X	Tire	46	104679X	Pulley - Idler
---	795R	Valve - Tire	48	104370X	Spacer - Split
15	4497H	Spring - Retainer	49	19111116	*Washer 11/32 x 11/16 x 16 Ga.
16	102841X	Rivet - Drilled	50	100473M	Sheave - Transmission
17	19131611	Washer 13/32 x 1 x 11 Ga.	51	102148X366	Guard - Belt
18	73220500	*Nut - Hex 5/16 - 18	52	102704X	Decal - Belt Guard
19	102141X	Shift - Idler Arm	53	102143X	V-Belt
20	105611X	Bracket Assembly - Idler	54	2649M	Key - Sq. 3/16 x 1 - 1/8
21	9484R	Clip	55	104369X	Spacer - Split
22	102332X	Bracket - Reinforcement, R.H.	56	109229X	Lock - Handle
23	102331X	Bracket Reinforcement, L.H.	57	109230X	Spring, Depth Stake
24	109227X	Pad - Idler			
25	104101X	Shield - Side, Outer, R.H.			
26	104085X366	Shield Assembly - Side			




























*STANDARD HARDWARE--PURCHASE LOCALLY

REPAIR PARTS

REAR TINE TILLER--MODEL NUMBERS J5000BR AND J5000AT

MAIN FRAME



- | | | | | | | | | | | |
|---|--|---|--|--|--|--|--|---|---|---|
| A | B | C | D | E | F | G | H | J | K | L |
|  i |  3
 4 |  5
 6
 7 |  8
 9
 10 |  11
 12
 13 |  6
 7 |  10 |  17
 9
 10 |  18
 9
 10 |  19
 9
 10 |  2
 6
 7 |

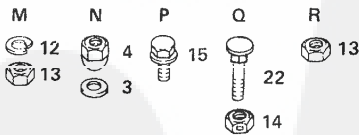
REPAIR PARTS

REAR TINE TILLER--MODEL NUMBERS J5000BR AND J5000AT

MAIN FRAME

KEY NO.	PART NO.	DESCRIPTION
1	23230506	Screw - Set, Hex 5/16 - 18 x 3/8 Patch Lock
2	72140404	Bolt - Rd. Hd. Sq. Neck Carriage 1/4 - 20 x 1/2 Gr. 5
3	19111116	*Washer 11/32 x 11/16 x 16 Ga.
4	104214X	Nut - Cap 5/16 - 18
5	72110404	Bolt - Rd. Hd. Sq. Neck Carriage 1/4 - 20 x 1/2 Gr. 5
6	10040400	*Washer - Lock 1/4
7	73220400	*Nut - Hex 1/4 - 20
8	74760524	*Bolt - Hex 5/16 - 18 x 1 - 1/2
9	10040500	*Washer - Lock 5/16
10	73220500	*Nut - Hex 5/16 - 18
11	74760616	*Bolt - Hex 3/8 - 16 x 1
12	10040600	*Washer - Lock 3/8
13	73220600	*Nut - Hex 3/8 - 16
14	5394H	Nut - Gripco 3/8 - 16
15	86777	Hex Washer Hd. Slotted Thd. Cutting Screw No. 10 - 24 x 1/2
16	98000129	Nut - Flange 5/16 - 18
17	72140505	*Bolt - Hex 5/16 - 18 x 5/8 Gr. 5
18	72110508	*Bolt - Rd. Hd. Sq. Neck Carriage 5/16 - 18 x 1
19	72140500	*Bolt - Rd. Hd. Sq. Neck Carriage 5/16 - 18 x 3/4 Gr. 5
22	72110608	Bolt - Rd. Hd. Sq. Neck Carriage 3/8 - 16 x 1 Gr. 5

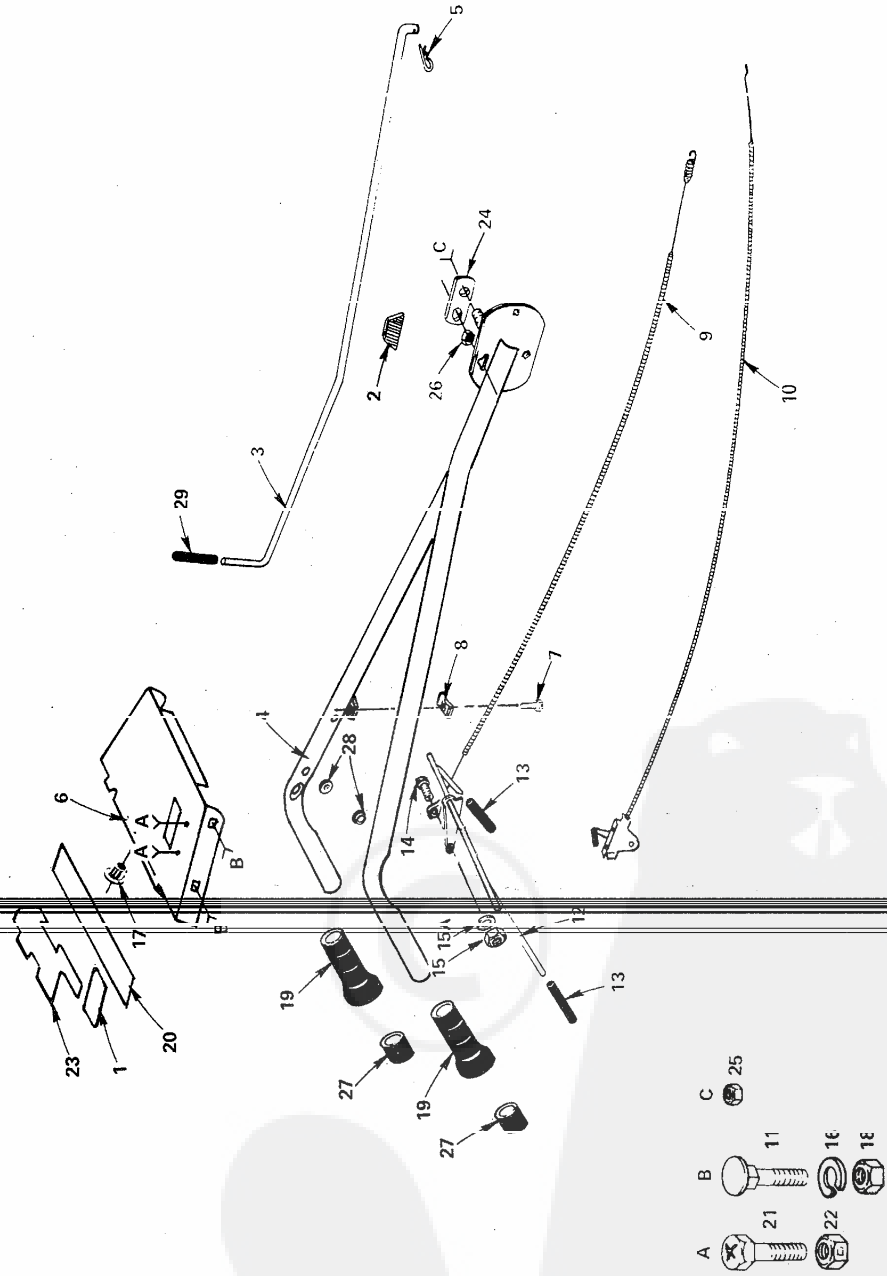
*STANDARD HARDWARE--PURCHASE LOCALLY



REPAIR PARTS

CONTROL GROUP

REAR TINE TILLER--MODEL NUMBERS J5000BR AND J5000AT



REPAIR PARTS

CONTROL GROUP

REAR PINE TILLER--MODEL NUMBERS J5000BR AND J5000AT

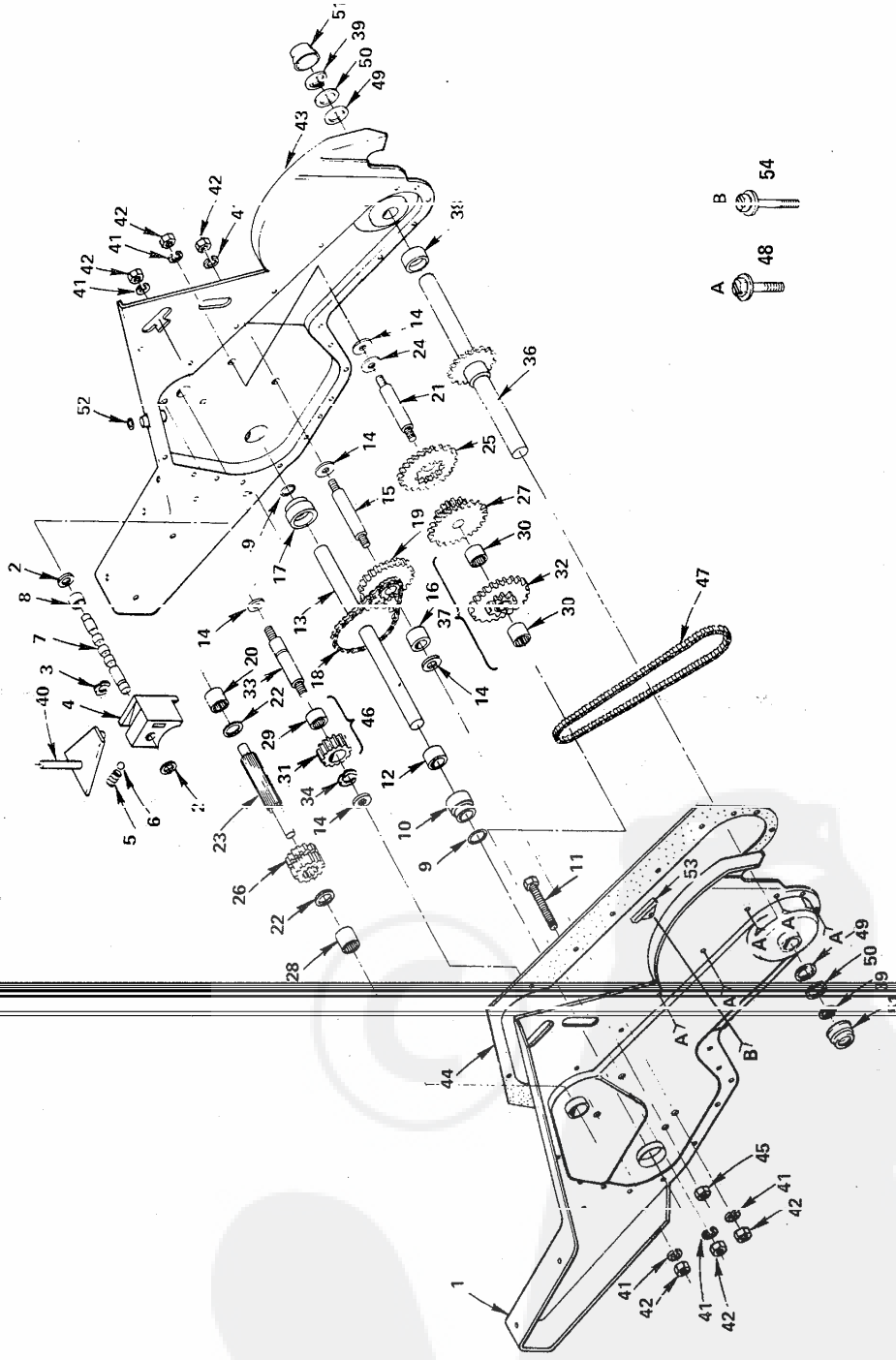
KEY NO.	PART NO.	DESCRIPTION	KEY NO.	PART NO.	DESCRIPTION
1	108591X	Decal - Throttle (For Model No. J5000BR ONLY)	15	73220400	*Nut - Hex 1/4 - 20
1	104304X	Decal - Throttle (For Model No. J5000AT ONLY)	15A	10040400	*Washer - Lock 1/4
2	109229X	Lock, Handle	16	10040500	*Washer - Lock 5/16
3	108281X	Rod - Shift	17	102856X	Grommet - Handle
4	109359X	Assembly - Handle	18	1685H	Nut - Lock 5/16 - 18
5	4497H	Clip - Hairpin	19	108279X	Grip - Handle
6	108274X366	Bracket - Handle	20	108292X	Decal - Bracket, Handle
7	86777	Screw - Hex Washer Hd, Slotted Thread Cutting No. 10 - 24 x 1/2	21	74981008	Decal - Pan Hd, Cross Receipts Machine No. 10 - 24 x 1/2
8	9484R	Clip	22	98000049	Nut - Gripco No. 10 - 24
9	101162X	Cable - Clutch	23	109795X	Decal - Rally
10	109360X	Control - Throttle	24	101282K	Plate - Lock
11	7210514	Bolt - Rd. Hd. Hd. Hex 5/16 - 18 x 1 - 3/4	25	73690400	Locknut - Gripco Crown 1/4 - 20
12	108276X	Bar Assembly - Control	26	104886X	Nut - Flange 3/8 - 16
13	101604X	Grip - Bar, Control	27	108544X	Cap - Sleeve
14	81128	Bolt - Shoulder	28	5420J	Grommet - Handle
			29	8389J	Grip - 3' Long

*STANDARD HARDWARE--PURCHASE LOCALLY

REPAIR PARTS

TRANSMISSION - GROUND DRIVE

REAR TINE TILLER - MODEL NUMBERS J5000BR AND J5000AT



REPAIR PARTS

REAR TINE TILLER--MODEL NUMBERS J5000BR AND J5000AT

TRANSMISSION - GROUND DRIVE

KEY NO.	PART NO.	DESCRIPTION	KEY NO.	PART NO.	DESCRIPTION
1	109203X 106549X	Transmission Assembly Gearcase Assembly - L.H. w/Bearing (Inc. Key No. 28)	29	6803J	Bearing - Needle
2	102136X	Washer - Seal	30	4422J	Bearing - Needle
3	12030039	Klip Ring	31	102115X	Gear - Reverse Idler
4	8353J	Fork - Shift	32	106142X	Sprocket Assembly (Tine)
5	100371K	Spring - Shift Fork	33	102111X	Shaft - Reverse Idler
6	7392M	Ball - Steel	34	12000040	Klip Ring
7	102109X	Shaft - Shift	36	106144X	Shaft Assembly - Tine
8	104159X	Spacer - Split	37	106141X	Sprocket Assembly w/Bearings (Inc. Key No. 32 and 2 of Key No. 30)
9	102128X	O-Ring	38	106146X	Spacer - 1.01 x 1 - 3/4 x .760
10	102100X	Bearing - Shaft - Ground Drive	39	102144X	Ring - Spiral
11	102101X	Screw - Whiz - Lock 5/16 - 18 x 3 - 1/2	40	102107X	Arr. Assembly - Shift
12	106390X	Spacer - .765 - 1.25 x 1.23	41	10040700	*Washer - Lock 7/16
13	109204X	Shaft Assembly - Ground	42	73610700	Nut - Hex 7/16 - 20
14	4358J	Washer	43	109297X	Gearcase Assembly - R.H. w/Bearing (Inc. Key No. 20)
15	102112X	Shaft - Reduction (2nd)	44	106211X	Gasket - Gearcase
16	106388X	Spacer - .70 x 1.00 x 1.150	45	73220500	*Nut - Hex 5/16 - 18
17	102106X	Bearing - Shaft - Ground Drive	46	102114X	Gear Assembly - Reverse Idler (Inc. Key No. 29 & 31)
18	102134X	Chain No. 355 - Pitch	47	106147X	Chain - Roller - No. 50 - 50 P tch
19	102121X	Sprocket and Gear Assembly	48	17580408	Screw - Taprite 1/4 - 20 x 1 1/2
20	4895H	Bearing - Needle	49	9674R	Seal - Oil
21	8358J	Shaft - Reduction (1st)	50	9676R	Seal - Ring, Rubber
22	1370H	Race - Bearing - Thrust 5/8 I.D.	51	9672R	Cut - Formed
23	102110X	Shaft - Input	52	106160X	O-Ring
24	4220R	Washer - Thrust	53	106212X	Block - Chain Guide
25	106346X	Gear - Reverse	54	17580410	Screw - Taprite 1/4 - 20 x 5/8
26	102113X	Pinion - Input	...	6066J	Grease Plastilub No. 1 (not furnished with your Tiller)
27	106345X	Gear - Cluster - Red. 1st and 2nd			
28	5020J	Bearing - Needle			

*STANDARD HARDWARE--PURCHASE LOCALLY